

DESCRIPTION

This AC-DC switching power supplies in a package of 3 x 5 inches is a Class-I PSU and no load power consumption less than 0.21W. This PSU is capable of delivering 150 watts continuous power at convection cooling and 50°C operation temperature. Product is suitable for PoE application.

FEATURES

- Class-I design
- Design to meet IEC 60950-1, IEC 60065-1, IEC 62368-1 safety standard
- Low profile 3 x 5 x 1.165 inches
- No load power consumption less than 0.21W
- EN 55032 Class B radiated emission
- Surge protection ± 2 KV diff., ± 4 KV com
- High altitude 5000 meters operation
- OTP, Brown out protection

INPUT SPECIFICATIONS

Input voltage:	90-264 VAC
Input frequency:	47-63 Hz
Input current:	2.5 A (rms) for 115 VAC 1.2 A (rms) for 230 VAC
No load power consumption	≤ 0.21 W
Earth leakage current:	0.75 mA max. @ 264 VAC, 63 Hz
Touch current:	0.25 mA max. @ 264 VAC, 63 Hz

OUTPUT SPECIFICATIONS

Output voltage/current:	See rating chart.
Fan driver	Non-regulated 12V @ 500 mA max.
Total output power:	150W
Protection:	
Over voltage:	Latch off
Short circuit	Auto recovery
Over current:	Auto recovery
Over temperature:	Latch off
Brown-out	Set at 75VAC
Temperature coefficient:	All outputs $\pm 0.04\%$ /°C maximum
Transient response:	Maximum excursion of 4% or better on all models, recovering to 1% of final value within 500 us after a 25% step load change

ENVIRONMENTAL SPECIFICATIONS

Operating temperature:	-20°C to +70°C
Storage temperature:	-40°C to +85°C
Relative humidity:	5% to 95% non-condensing
Derating:	Derate from 100% at +50°C linearly to 50% at +70°C, applicable to both convection and forced-air cooling conditions

FSP150-P35-C54



RoHS
CE

SAFETY STANDARD APPROVAL

CB

IEC 62368-1

SP
C US

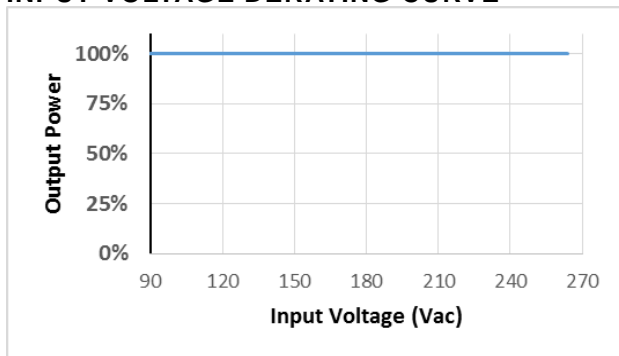
UL 62368-1,

CAN/CSA 22.2 No.62368-1-14

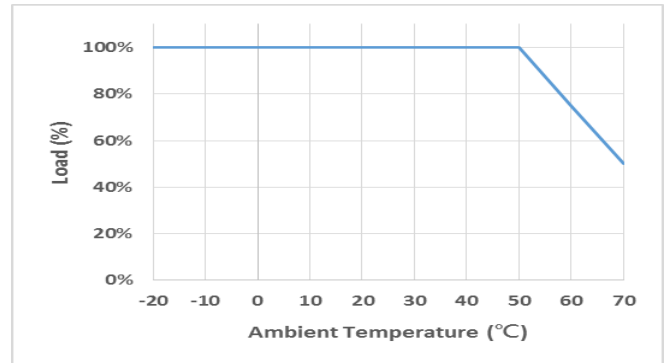
GENERAL SPECIFICATIONS

Power factor:	0.98 minimum @ 115VAC & 100% load 0.95 minimum @ 230VAC & 100% load See rating chart.
Efficiency:	See rating chart.
Power turn-on time	1.5 Sec maxi.
Hold-up time:	20 mS minimum at 115 VAC @ 150W
Line regulation:	$\pm 0.5\%$ maximum at full load
Inrush current:	40 A @ 115 VAC, at 25°C cold start, 150W 80 A @ 230 VAC, at 25°C cold start, 150W
Operating altitude:	5000 meters above sea level
Withstand voltage:	3000 VAC from input to output, 1500 VAC from input to ground, 1500 VAC from output to ground
Isolation Resistance:	Input to output 100M ohm @ 500Vdc, 25°C
MTBF:	200,000 hours mini. at full load at 25°C ambient, calculated per BELL CORE SR-332
EMC Performance	
EN55032	Class B conducted, class B radiated
FCC:	Class B conducted, class B radiated
VCCI:	Class B conducted, class B radiated
EN61000-3-2:	Harmonic distortion, class A and D
EN61000-3-3:	Line flicker
EN61000-4-2:	ESD, ± 8 KV air and ± 4 KV contact
EN61000-4-3:	Radiated immunity, 3 V/m
EN61000-4-4:	Fast transient/burst, ± 1 KV
EN61000-4-5:	Surge, ± 2 KV diff., ± 4 KV com
EN61000-4-6:	Conducted immunity, 3 Vrms
EN61000-4-8:	Magnetic field immunity, 1 A/m
EN61000-4-11:	Voltage dip immunity, 30% reduction for 500 ms, criteria A >95% reduction for 10 ms, criteria A >95% reduction for 5000 mS, criteria B

INPUT VOLTAGE DERATING CURVE



OUTPUT POWER DERATING CURVE



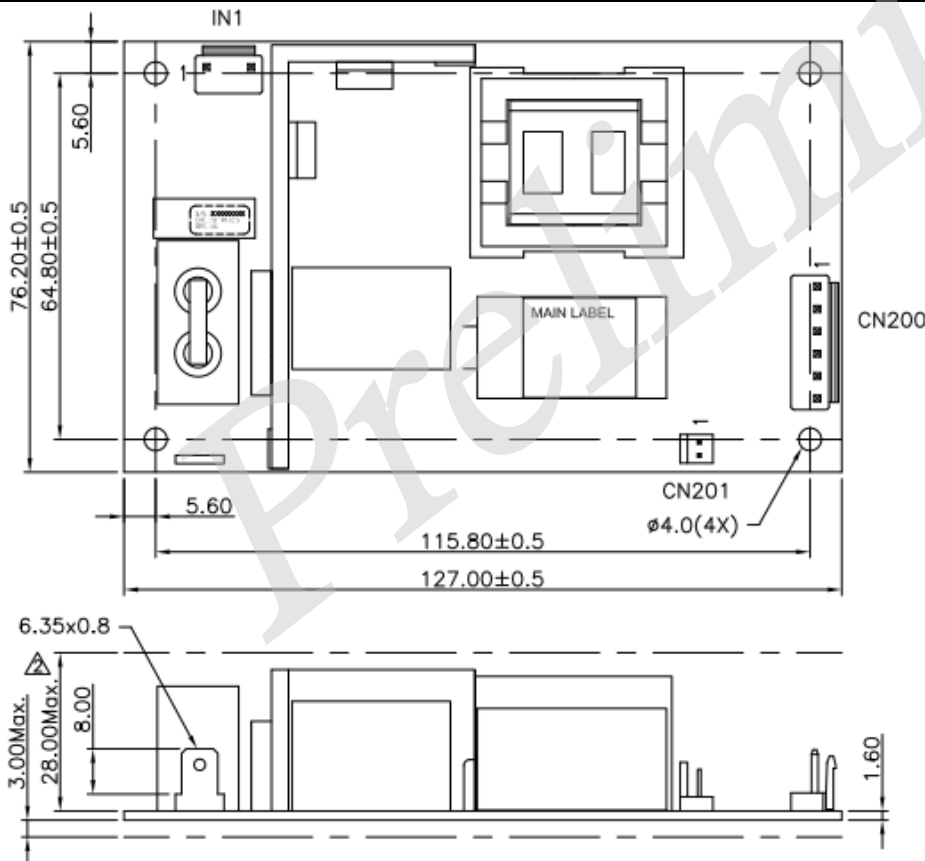
OUTPUT VOLTAGE/CURRENT RATING CHART

Model	Output						Efficiency 115 / 230 Vac (typical)
	V1	Min. Load	Max. Current convection	Load Regulation	Ripple & Noise ⁽¹⁾	Max. Power	
FSP150-P35-C54	54 V	0 A	2.78 A	±3%	500 mV	150 W	90 / 91%

NOTES:

- Ripple and noise is maximum peak to peak voltage value measured at output within 20 MHz bandwidth, at rated line voltage and output load ranges, and with a 47 µF electrical capacitor in parallel with a 0.1 µF ceramic capacitor across the output.

MECHANICAL SPECIFICATIONS



NOTES:

- Dimensions shown in mm.
- Pin assignment

Pin assignment of IN1

Pin No.	Function	Wafer
1	N	JWT A3963WV2-3P-D or EQUIV.
2		
3	L	

Pin assignment of CN200

Pin No.	Function	Wafer
1	+54V	JWT A3963WV2-6P or EQUIV.
2	+54V	
3	+54V	
4	GND	
5	GND	
6	GND	

- Ground pad: 8 x 6.35 x 0.8 mm
- Weight: 240 grams (0.529 lbs.) approx.