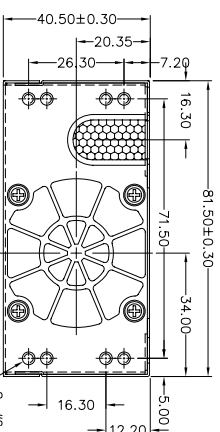
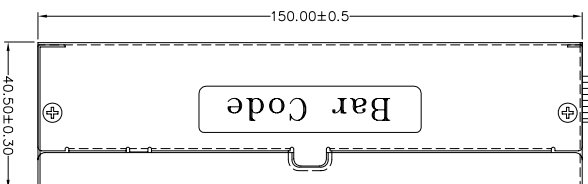
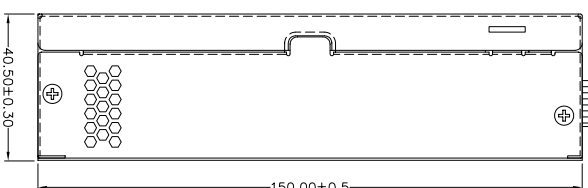
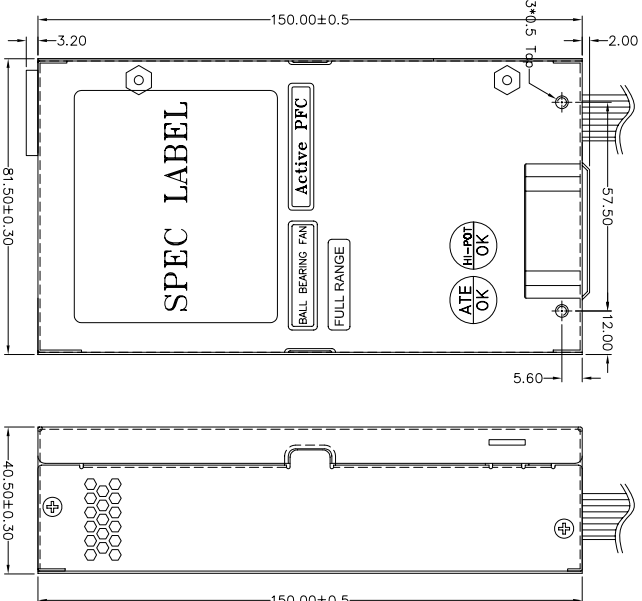


AIR FLOW



AIR FLOW



REF. D.	PIN NO.	SIGNAL.	WIRE COLOR	GAUGE	CONNECTOR TYPE	LENGTH
P1	1	+3.3V	ORANGE	20	MOLEX	200±15
	2	+3.3V	ORANGE	20	39-01-2200 or EQUIV.	mm
	3	COM	BLACK	20		
	4	+5V	RED	20		
	5	COM	BLACK	20		
	6	+5V	RED	20		
	7	COM	BLACK	20		
	8	PW-OK	GRAY	22		
	9	+5Vsb	PURPLE	22		
	10	+12V	YELLOW	20		
	11	+3.3V	ORANGE	20		
	12	+3.3VS	BROWN	22		
	13	-12V	BLUE	22		
	14	COM	BLACK	20		
	15	PS-ON	GREEN	22		
	16	COM	BLACK	20		
	17	COM	BLACK	20		
	18	COM	BLACK	20		
	19	+5V	RED	20		
	20	+5V	RED	20		
PA	1	+12V	YELLOW	20	AMP	250±15
	2	COM	BLACK	20	1-460424-0 or EQUIV.	
	3	COM	BLACK	20		
	4	+5V	RED	20		
PB	1	+5V	RED	20	AMP	150±10
	2	COM	BLACK	20	171822-4 or EQUIV.	
	3	COM	BLACK	20		
	4	+12V	YELLOW	20		
PC	1	+3.3V	ORANGE	20		310±15
	2	COM	BLACK	20	CL270H00 -1SP	
	3	COM	RED	20		
	4	COM	BLACK	20		
	5	+12V	YELLOW	20		
PD	1	+3.3V	ORANGE	20		150±10
	2	COM	BLACK	20	CL270H00 -1SP	
	3	+5V	RED	20		
	4	COM	BLACK	20		
	5	+12V	YELLOW	20		
PE	1	COM	BLACK	20	MOLEX	310±15
	2	COM	BLACK	20	39-01-2040 or EQUIV.	mm
	3	+12V	YELLOW	20		
	4	+12V	YELLOW	20		

6 增加長度公差

1. ALL THE LENGTH OF OUTPUT WIRES EXCLUDE HOUSING.
2. 產地標籤依業務指示加貼.

UNIT:mm

P/N.:9PA1803900

MODEL NO. : FSP180-50LG	TITLE: ASSY	SHEET: 1 OF 1	REV:06
R&D(2)	PE	DRAWN	DATE
INTERIOR COUNTERSIGN:		樂家龍	Sep.02.2009