

Forced Air

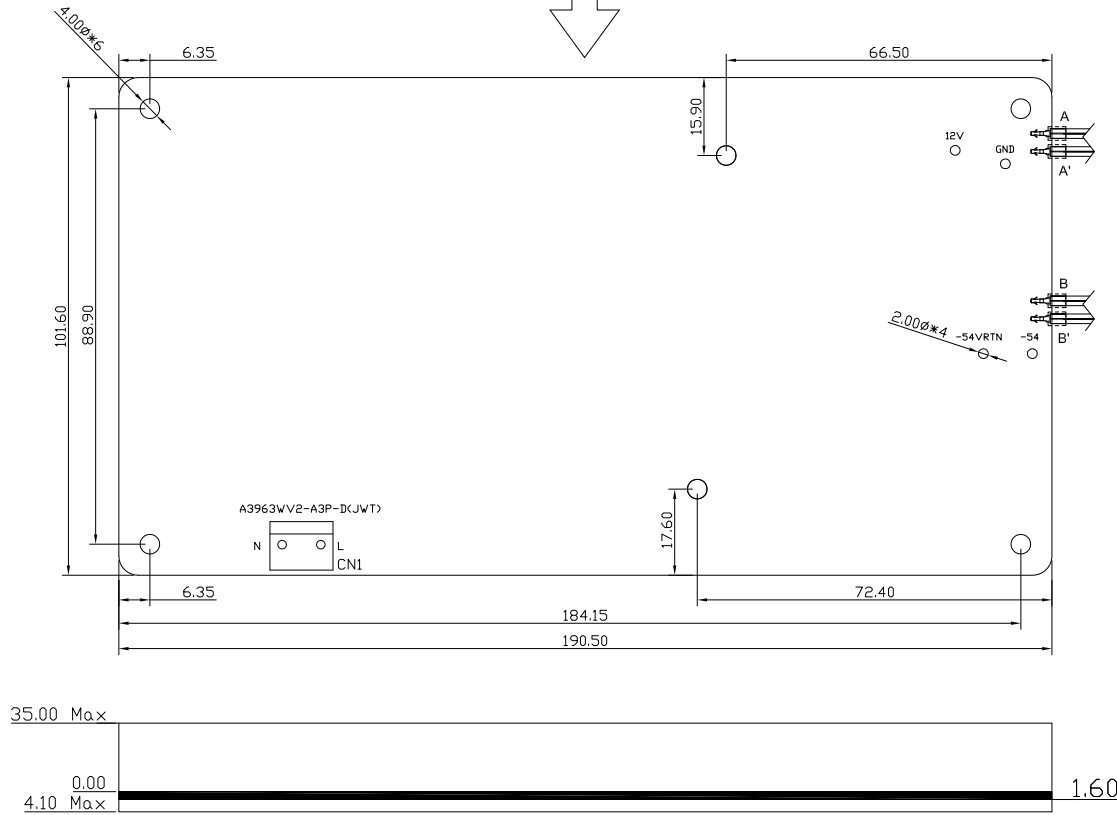
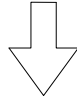
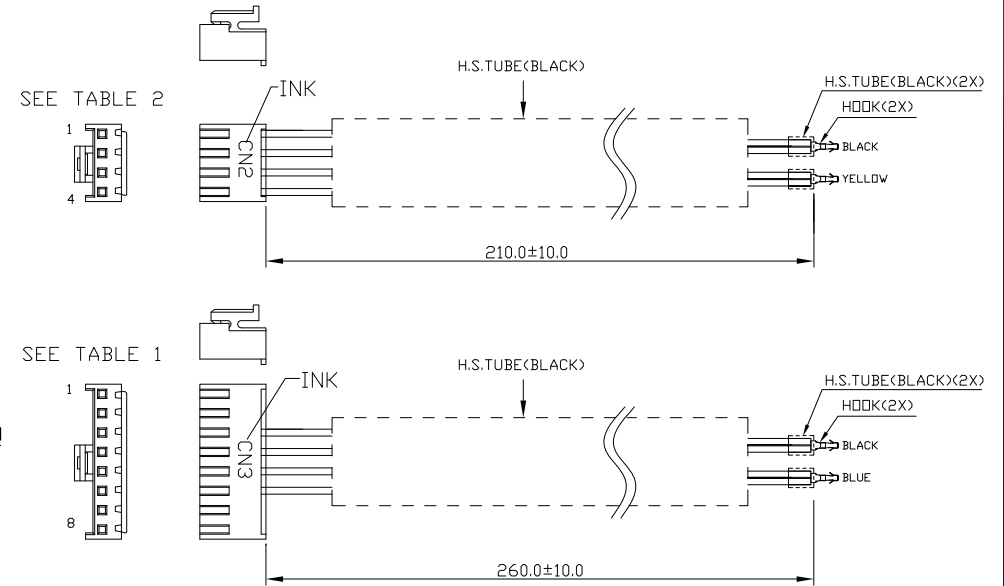


TABLE 2
A3963H02-4P

PIN	COLOR	SIGNAL
1	BLACK	GND(+12VRTN)
2	BLACK	GND(+12VRTN)
3	YELLOW	+12V
4	YELLOW	+12V

TABLE 1
A3963H02-8P

PIN	COLOR	SIGNAL
1	---	N/C
2	---	N/C
3	BLACK	-54V RTN
4	BLACK	-54V RTN
5	BLUE	-54V
6	BLUE	-54V
7	---	N/C
8	---	N/C



P/N.:90C2502800

THIRD ANGLE PROJECTION	DIMENSIONAL TOLERANCES			HOLES : ±0.05	ANGLES : ±0.5°
	()	()	(√)	()	()
SCALE:	<30 :±0.2	DECIMALS	UP~100 :±0.2	250~300 :±0.4	UP~600 :±1.5
UNIT: mm	>30~100 :±0.3	X :±0.8	100~150 :±0.25	300~350 :±0.45	600~800 :±2.4
	>100~200 :±0.4	XX :±0.5	150~200 :±0.3	350~400 :±0.5	800~OVER :±3.1
	>200~300 :±0.5	XXX :±0.3	200~250 :±0.35		
	ABOVE 300 :±0.8				

MODEL NO: FSP250-2F47-A54H	TITLE: Physical Dimension		SHEET: 1 OF 1	REV:01
R&D3 Division	P E	ME	DATE	
Jaron	Angela	Angela	2017/05/22	
INTERIOR COUNTERSIGN:				