

# 2.5" SATA SSD

## 3ME2 Series

**Customer:** \_\_\_\_\_

**Customer**

**Part**

**Number:** \_\_\_\_\_

**Innodisk**

**Part**

**Number:** \_\_\_\_\_

**Innodisk**

**Model Name:** \_\_\_\_\_

**Date:** \_\_\_\_\_

<b>Innodisk Approver</b>	<b>Customer Approver</b>

**Total Solution For  
Industrial Flash Storage**

## Table of contents

<b>LIST OF FIGURES .....</b>	<b>6</b>
<b>1. PRODUCT OVERVIEW .....</b>	<b>7</b>
<b>1.1 INTRODUCTION OF INNODISK 2.5" SATA SSD 3ME2 .....</b>	<b>7</b>
<b>1.2 PRODUCT VIEW AND MODELS .....</b>	<b>7</b>
<b>1.3 SATA INTERFACE .....</b>	<b>8</b>
<b>1.4 2.5-INCH FORM FACTOR .....</b>	<b>8</b>
<b>2. PRODUCT SPECIFICATIONS.....</b>	<b>9</b>
<b>2.1 CAPACITY AND DEVICE PARAMETERS.....</b>	<b>9</b>
<b>2.2 PERFORMANCE .....</b>	<b>9</b>
<b>2.3 ELECTRICAL SPECIFICATIONS .....</b>	<b>10</b>
<b>2.3.1 Power Requirement .....</b>	<b>10</b>
<b>2.3.2 Power Consumption.....</b>	<b>10</b>
<b>2.4 ENVIRONMENTAL SPECIFICATIONS .....</b>	<b>10</b>
<b>2.4.1 Temperature Ranges .....</b>	<b>10</b>
<b>2.4.2 Humidity .....</b>	<b>11</b>
<b>2.4.3 Shock and Vibration.....</b>	<b>11</b>
<b>2.4.4 Mean Time between Failures (MTBF).....</b>	<b>11</b>
<b>2.5 CE AND FCC COMPATIBILITY .....</b>	<b>11</b>
<b>2.6 RoHS COMPLIANCE .....</b>	<b>11</b>
<b>2.7 RELIABILITY.....</b>	<b>12</b>
<b>2.8 TRANSFER MODE .....</b>	<b>12</b>
<b>2.9 PIN ASSIGNMENT .....</b>	<b>12</b>
<b>2.10 MECHANICAL DIMENSIONS .....</b>	<b>13</b>
<b>2.11 ASSEMBLY WEIGHT .....</b>	<b>14</b>
<b>2.12 SEEK TIME .....</b>	<b>14</b>
<b>2.13 HOT PLUG .....</b>	<b>14</b>
<b>2.14 NAND FLASH MEMORY .....</b>	<b>14</b>
<b>3. THEORY OF OPERATION .....</b>	<b>15</b>
<b>3.1 OVERVIEW .....</b>	<b>15</b>
<b>3.2 SATA III CONTROLLER .....</b>	<b>15</b>
<b>3.3 ERROR DETECTION AND CORRECTION.....</b>	<b>16</b>
<b>3.4 WEAR-LEVELING .....</b>	<b>16</b>
<b>3.5 BAD BLOCKS MANAGEMENT.....</b>	<b>16</b>
<b>3.6 POWER CYCLING .....</b>	<b>16</b>
<b>3.7 GARBAGE COLLECTION/TRIM.....</b>	<b>16</b>
<b>4. INSTALLATION REQUIREMENTS .....</b>	<b>17</b>

<b>4.1 2.5" SATA SSD 3ME2 PIN DIRECTIONS.....</b>	<b>17</b>
<b>4.2 ELECTRICAL CONNECTIONS FOR 2.5" SATA SSD 3ME2.....</b>	<b>17</b>
<b>4.3 FORM FACTOR.....</b>	<b>17</b>
<b>4.4 DEVICE DRIVE .....</b>	<b>18</b>
<b>5. PART NUMBER RULE .....</b>	<b>19</b>

## REVISION HISTORY

Revision	Description	Date
Preliminary	First Released	Jan., 2015
Rev 1.0	Add 4KB random performance Update ME drawing	Mar., 2015
Rev 1.1	Update 128GB performance	Mar., 2015
Rev 1.2	Add 32GB information Update ME	Apr., 2015
Rev 2.0	Add 512GB information Update Performance Add CE/FCC report	Jul., 2015
Rev 3.0	Add performance for Toshiba 15nm Update part number rule	Apr., 2016

## List of Tables

<b>TABLE 1: DEVICE PARAMETERS .....</b>	<b>9</b>
<b>TABLE 2: PERFORMANCE .....</b>	<b>9</b>
<b>TABLE 3: INNODISK 2.5" SATA SSD 3ME2 POWER REQUIREMENT.....</b>	<b>10</b>
<b>TABLE 4: POWER CONSUMPTION.....</b>	<b>10</b>
<b>TABLE 5: TEMPERATURE RANGE FOR 2.5" SATA SSD 3ME2 .....</b>	<b>10</b>
<b>TABLE 6: SHOCK/VIBRATION TESTING FOR 2.5" SATA SSD 3ME2 .....</b>	<b>11</b>
<b>TABLE 7: 2.5" SATA SSD 3ME2 MTBF.....</b>	<b>11</b>
<b>TABLE 8: INNODISK 2.5" SATA SSD 3ME2 PIN ASSIGNMENT.....</b>	<b>12</b>

## List of Figures

<b>FIGURE 1: INNODISK 2.5" SATA SSD 3ME2 .....</b>	<b>7</b>
<b>FIGURE 2: INNODISK FiD 2.5" SATA SSD 3ME2 BLOCK DIAGRAM .....</b>	<b>15</b>
<b>FIGURE 3: SIGNAL SEGMENT AND POWER SEGMENT .....</b>	<b>17</b>

# 1. Product Overview

## 1.1 Introduction of Innodisk 2.5" SATA SSD 3ME2

Innodisk 2.5" SATA SSD 3ME2 products provide high capacity flash memory Solid State Drive (SSD) that electrically complies with Serial ATA (SATA) standard. It supports SATA III standard (6.0GHz) with high performance. Innodisk 2.5" SATA SSD 3ME2 is designed for industrial field, and supports several standard features, including TRIM, NCQ, and S.M.A.R.T. The SSD have good performance, no latency time and small seek time. It effectively reduces the booting time of operation system and the power consumption is less than hard disk drive (HDD).

## 1.2 Product View and Models

Innodisk 2.5" SATA SSD 3ME2 is available in follow capacities:

- 2.5" SATA SSD 3ME2 32GB
- 2.5" SATA SSD 3ME2 64GB
- 2.5" SATA SSD 3ME2 128GB
- 2.5" SATA SSD 3ME2 256GB
- 2.5" SATA SSD 3ME2 512GB



**Figure 1: Innodisk 2.5" SATA SSD 3ME2**

### **1.3 SATA Interface**

Innodisk 2.5" SATA SSD 3ME2 supports SATA III interface, and compliant with SATA I and SATA II. SATA III interface can work with Serial Attached SCSI (SAS) host system, which is used in server computer. Innodisk 2.5" SATA SSD 3ME2 is compliant with Serial ATA Gen 1, Gen 2 and Gen 3 specification (Gen 3 supports 1.5Gbps /3.0Gbps/6.0Gbps data rate). SATA connector uses a 7-pin signal segment and a 15-pin power segment.

### **1.4 2.5-inch Form Factor**

The Industry-standard 2.5-inch form factor design with metal material case is easy for installation, which has a compact design 69.85mm (W) x100.00mm (L) x 6.90mm (H).



## 2. Product Specifications

### 2.1 Capacity and Device Parameters

2.5" SATA SSD 3ME2 device parameters are shown in Table 1.

**Table 1: Device parameters**

Capacity	LBA	Cylinders	Heads	Sectors	User Capacity(MB)
8GB	15649200	15525	16	63	7641
16GB	31277232	16383	16	63	15272
32GB	62533296	16383	16	63	30533
64GB	125045424	16383	16	63	61057
128GB	250069680	16383	16	63	122104
256GB	500118192	16383	16	63	244198
512GB	1000215216	16383	16	63	488386

### 2.2 Performance

Burst Transfer Rate: 6.0Gbps

**Table 2: Performance**

	Capacity	8GB (1CH)	16GB (1CH)	32GB (2CH)	64GB (4CH)	128GB (4CH)	256GB (4CH)
Toshiba 15nm	Sequential Read (max.)	135 MB/s	135 MB/s	275 MB/s	515 MB/s	520 MB/s	510 MB/s
	Sequential Write (max.)	25 MB/s	25 MB/s	51 MB/s	100 MB/s	195 MB/s	330 MB/s
	4KB Random Read (QD32)	6,000 IOPS	6,000 IOPS	13,000 IOPS	26,000 IOPS	35,000 IOPS	33,000 IOPS
	4KB Random Write (QD32)	4,000 IOPS	4,000 IOPS	11,000 IOPS	24,000 IOPS	48,000 IOPS	73,000 IOPS

Note: \* Sequential performance based on CrystalDiskMark 3.03 with file size 1000MB

	Capacity	32GB (2CH)	64GB (4CH)	128GB (4CH)	256GB (4CH)	512GB (4CH)
Micron 16nm (L95)	Sequential Read (max.)	220 MB/s	510 MB/s	510 MB/s	510 MB/s	510 MB/s
	Sequential Write (max.)	40 MB/s	80 MB/s	160 MB/s	160 MB/s	160 MB/s
	4KB Random Read (QD32)	10,000 IOPS	20,000 IOPS	31,000 IOPS	31,000 IOPS	31,000 IOPS
	4KB Random Write (QD32)	10,000 IOPS	20,000 IOPS	40,000 IOPS	40,000 IOPS	40,000 IOPS

Note: \* Sequential performance based on CrystalDiskMark 3.03 with file size 1000MB

## 2.3 Electrical Specifications

### 2.3.1 Power Requirement

**Table 3: Innodisk 2.5" SATA SSD 3ME2 Power Requirement**

Item	Symbol	Rating	Unit
Input voltage	V <sub>IN</sub>	+5 DC +- 5%	V

### 2.3.2 Power Consumption

**Table 4: Power Consumption**

Mode	Power Consumption
Read	232 mA (max.)
Write	417 mA (max.)
Idle	81 mA (max.)
DEVSLP Mode	3mW (min.)
Slumber Mode	30mW (min.)

\* Target: 2.5" SATA SSD 3ME2 512GB

## 2.4 Environmental Specifications

### 2.4.1 Temperature Ranges

**Table 5: Temperature range for 2.5" SATA SSD 3ME2**

Temperature	Range
Operating	Standard Grade: 0°C to +70°C
	Industrial Grade: -40°C to +85°C
Storage	-55°C to +95°C

### 2.4.2 Humidity

Relative Humidity: 10-95%, non-condensing

### 2.4.3 Shock and Vibration

**Table 6: Shock/Vibration Testing for 2.5" SATA SSD 3ME2**

Reliability	Test Conditions	Reference Standards
Vibration	7 Hz to 2K Hz, 20G, 3 axes	IEC 68-2-6
Mechanical Shock	Duration: 0.5ms, 1500 G, 3 axes	IEC 68-2-27

### 2.4.4 Mean Time between Failures (MTBF)

Table 7 summarizes the MTBF prediction results for various 2.5" SATA SSD 3ME2 configurations. The analysis was performed using a RAM Commander™ failure rate prediction.

- **Failure Rate:** The total number of failures within an item population, divided by the total number of life units expended by that population, during a particular measurement interval under stated condition.
- **Mean Time between Failures (MTBF):** A basic measure of reliability for repairable items: The mean number of life units during which all parts of the item perform within their specified limits, during a particular measurement interval under stated conditions.

**Table 7: 2.5" SATA SSD 3ME2 MTBF**

Product	Condition	MTBF (Hours)
Innodisk 2.5" SATA SSD 3ME2	Telcordia SR-332 GB, 25°C	>3,000,000

### 2.5 CE and FCC Compatibility

2.5" SATA SSD 3ME2 conforms to CE and FCC requirements.

### 2.6 RoHS Compliance

2.5" SATA SSD 3ME2 is fully compliant with RoHS directive.

## 2.7 Reliability

Parameter	Value
Read Cycles	Unlimited Read Cycles
Wear-Leveling Algorithm	Support
Bad Blocks Management	Support
Error Correct Code	Support
iData Guard	Support
Thermal Sensor	Support
TBW* (Total Bytes Written)	Unit: TB
8GB	2.4
16GB	4.8
32GB	9.6
64GB	19.2
128GB	38.4
256GB	76.8
512GB	153.6
* Total bytes written is based on JEDEC 218 (Solid-State Drive Requirements and Endurance Test Method)	
** Lifespan is calculated by device written per day	

## 2.8 Transfer Mode

2.5" SATA SSD 3ME2 support following transfer mode:

Serial ATA III 6.0Gbps

Serial ATA II 3.0Gbps

Serial ATA I 1.5Gbps

## 2.9 Pin Assignment

Innodisk 2.5" SATA SSD 3ME2 uses a standard SATA pin-out. See Table 8 for 2.5" SATA SSD 3ME2 pin assignment.

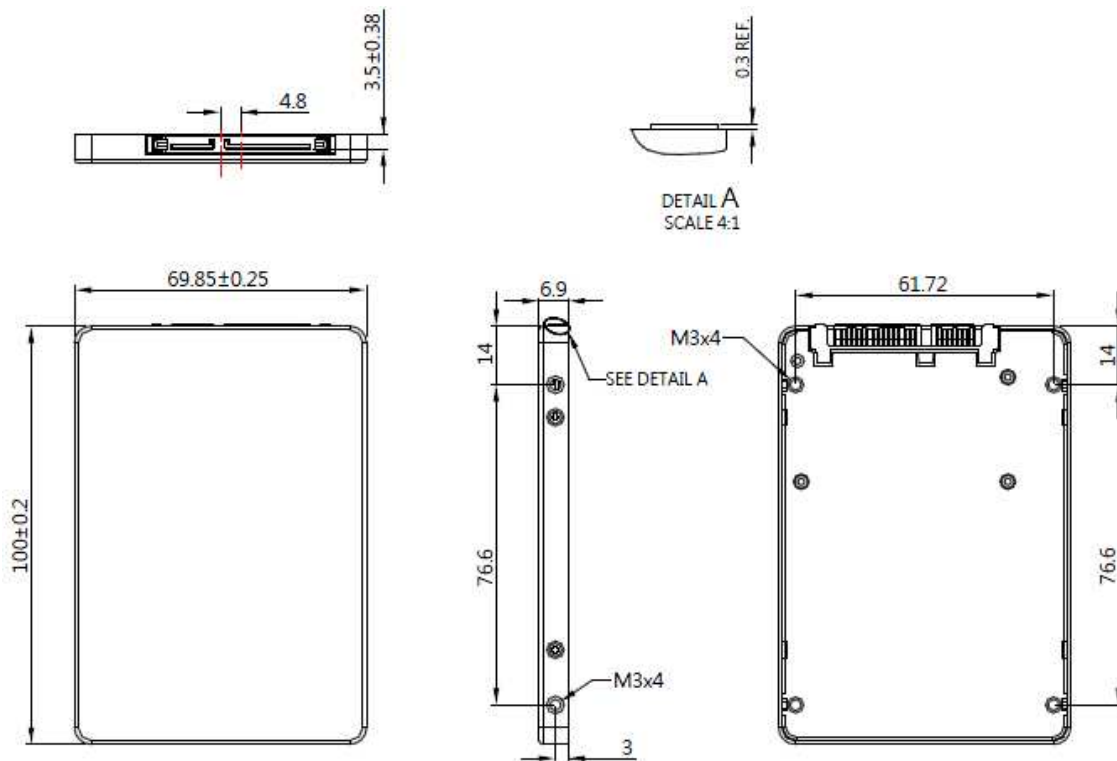
**Table 8: Innodisk 2.5" SATA SSD 3ME2 Pin Assignment**

Name	Type	Description
S1	GND	NA
S2	A+	Differential Signal Pair A
S3	A-	
S4	GND	NA
S5	B-	Differential Signal Pair B
S6	B+	
S7	GND	NA
<b>Key and Spacing separate signal and power segments</b>		

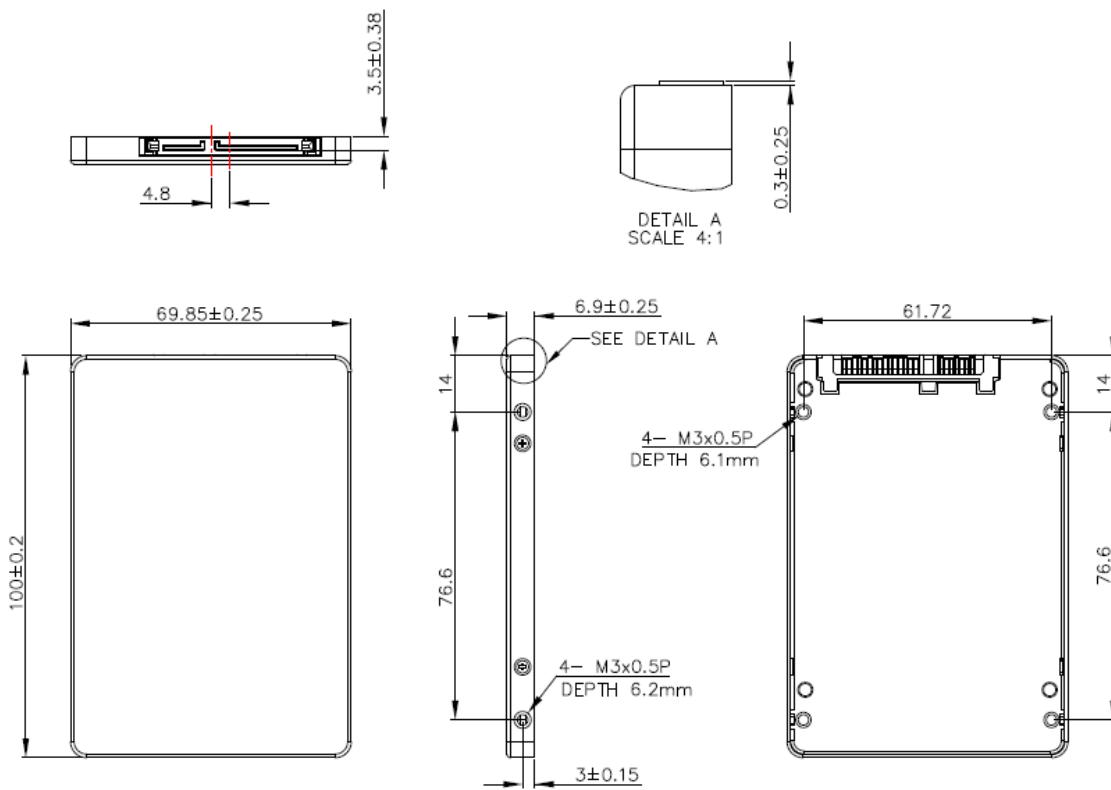
P1	NC	NA
P2	NC	NA
P3	NC	NA
P4	GND	NA
P5	GND	NA
P6	GND	NA
P7	V5	5V Power, Pre-Charge
P8	V5	5V Power
P9	V5	5V Power
P10	GND	NA
P11	DAS/DSS	Device Activity Signal / Disable Staggered
P12	GND	NA
P13	NC	NA
P14	NC	NA
P15	NC	NA

### 2.10 Mechanical Dimensions

\* DES25-XXXD72BC3XC /DES25-XXXD72SCCXN



\* DES25-XXXD72BC1XC /DES25-XXXD72SCAXN



### 2.11 Assembly Weight

An Innodisk 2.5" SATA SSD 3ME2 within MLC flash ICs, 16GB's weight is 100 grams approx. The total weight of SSD will be less than 135 grams.

### 2.12 Seek Time

Innodisk 2.5" SATA SSD 3ME2 is not a magnetic rotating design. There is no seek or rotational latency required.

### 2.13 Hot Plug

The SSD support hot plug function and can be removed or plugged-in during operation. User has to avoid hot plugging the SSD which is configured as boot device and installed operation system.

Surprise hot plug : The insertion of a SATA device into a backplane (combine signal and power) that has power present. The device powers up and initiates an OOB sequence.

Surprise hot removal: The removal of a SATA device from a powered backplane, without first being placed in a quiescent state.

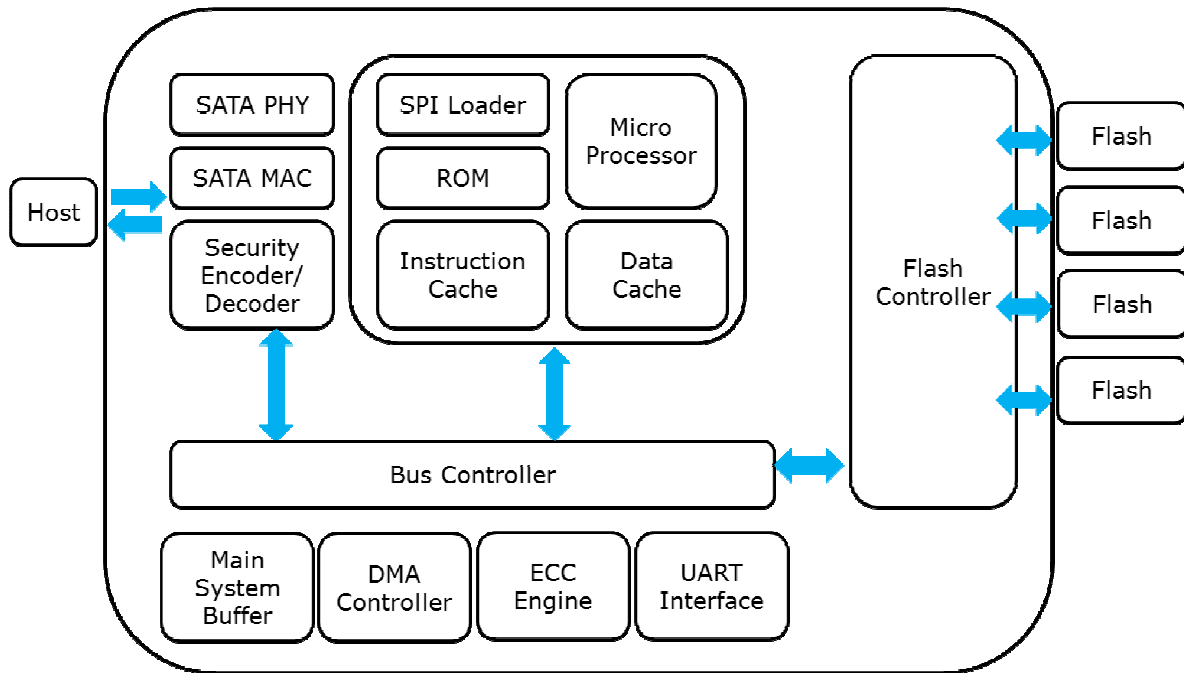
### 2.14 NAND Flash Memory

Innodisk 2.5" SATA SSD 3ME2 uses Multi Level Cell (MLC) NAND flash memory, which is non-volatility, high reliability and high speed memory storage.

### 3. Theory of Operation

#### 3.1 Overview

Figure 2 shows the operation of Innodisk 2.5" SATA SSD 3ME2 from the system level, including the major hardware blocks.



**Figure 2: Innodisk 2.5" SATA SSD 3ME2 Block Diagram**

Innodisk 2.5" SATA SSD 3ME2 integrates a SATA III controller and NAND flash memories. Communication with the host occurs through the host interface, using the standard ATA protocol. Communication with the flash device(s) occurs through the flash interface.

#### 3.2 SATA III Controller

Innodisk 2.5" SATA SSD 3ME2 is designed with ID 202, a SATA III 6.0Gbps (Gen. 3) controller. The Serial ATA physical, link and transport layers are compliant with Serial ATA Gen 1, Gen 2 and Gen 3 specification (Gen 3 supports 1.5Gbps/3.0Gbps/6.0Gbps data rate). The controller has 4 channels for flash interface.

### 3.3 Error Detection and Correction

Highly sophisticated Error Correction Code algorithms are implemented. The ECC unit consists of the Parity Unit (parity-byte generation) and the Syndrome Unit (syndrome-byte computation). This unit implements an algorithm that can correct 66 bits per 1024 bytes in an ECC block. Code-byte generation during write operations, as well as error detection during read operation, is implemented on the fly without any speed penalties.

### 3.4 Wear-Leveling

Flash memory can be erased within a limited number of times. This number is called the **erase cycle limit** or **write endurance limit** and is defined by the flash array vendor. The erase cycle limit applies to each individual erase block in the flash device.

Innodisk 2.5" SATA SSD 3ME2 uses a static wear-leveling algorithm to ensure that consecutive writes of a specific sector are not written physically to the same page/block in the flash. This spreads flash media usage evenly across all pages, thereby extending flash lifetime.

### 3.5 Bad Blocks Management

Bad Blocks are blocks that contain one or more invalid bits whose reliability are not guaranteed. The Bad Blocks may be presented while the SSD is shipped, or may develop during the life time of the SSD. When the Bad Blocks is detected, it will be flagged, and not be used anymore. The SSD implement Bad Blocks management, Bad Blocks replacement, Error Correct Code to avoid data error occurred. The functions will be enabled automatically to transfer data from Bad Blocks to spare blocks, and correct error bit.

### 3.6 iData Guard

Innodisk's iData Guard is a comprehensive data protection mechanism that functions before and after a sudden power outage to SSD. Low-power detection terminates data writing before an abnormal power-off, while table-remapping after power-on deletes corrupt data and maintains data integrity. Innodisk's iData Guard provides effective power cycling management, preventing data stored in flash from degrading with use.

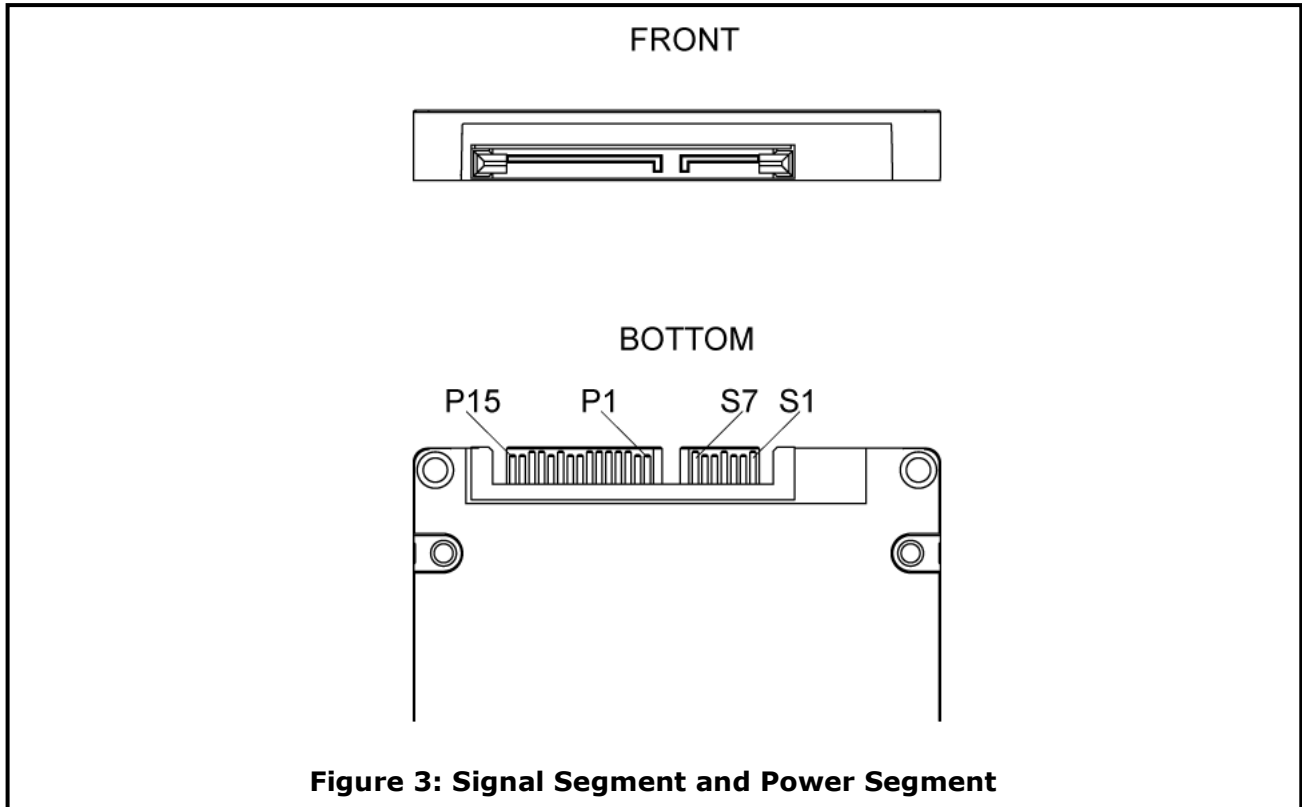
### 3.7 Garbage Collection/TRIM

Garbage collection and TRIM technology is used to maintain data consistency and perform continual data cleansing on SSDs. It runs as a background process, freeing up valuable controller resources while sorting good data into available blocks, and deleting bad blocks. It also significantly reduces write operations to the drive, thereby increasing the SSD's speed and lifespan.



## 4. Installation Requirements

### 4.1 2.5" SATA SSD 3ME2 Pin Directions



### 4.2 Electrical Connections for 2.5" SATA SSD 3ME2

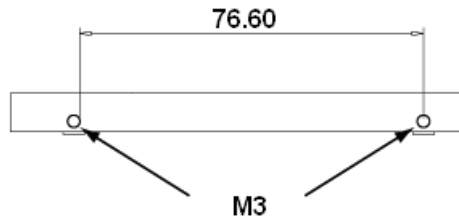
A Serial ATA device may be either directly connected to a host or connected to a host through a cable. For connection via cable, the cable should be no longer than 1 meter. The SATA interface has a separate connector for the power supply. Please refer to the pin description for further details.

### 4.3 Form Factor

Please prepare following things:

- Screw driver.
- Four M3 screws.
- SATA single cable (7-pin, Maximum length 1 meter).
- SATA power cable (15-pin).

Please turn off your computer, and open your computer's case. Find one of available 2.5-inch slot, and plug the SSD in. To use the screws fix the SSD. Plug in the SATA single cable, and power cable. Please boot the installation Operation System from CD-ROM, and install Operation System into SSD.



**Figure 4: 2.5" SATA SSD 3ME2 Mechanical Screw Hole**

#### **4.4 Device Drive**

No additional device drives are required. Innodisk 2.5" SATA SSD 3ME2 can be configured as a boot device.

## 5. Part Number Rule

CODE	1	2	3	4	5	6	7	8	9	10	11	12	13	14	15	16	17	18	19	20
	<b>D</b>	<b>E</b>	<b>S</b>	<b>2</b>	<b>5</b>	<b>-</b>	<b>3</b>	<b>2</b>	<b>G</b>	<b>D</b>	<b>7</b>	<b>2</b>	<b>B</b>	<b>C</b>	<b>3</b>	<b>Q</b>	<b>C</b>	<b>-</b>	<b>X</b>	<b>X</b>
Description	Disk	2.5" SATA SSD 3ME2					Capacity			Category			Flash Mode	Operation Temp.	Internal Control	CH.	Flash	-	Customized Code	
<b>Definition</b>																				
<b>Code 1<sup>st</sup> (Disk)</b>												<b>Code 13<sup>th</sup> (Flash Mode)</b>								
D : Disk												B: Synchronous Flash for Toshiba 15nm								
<b>Code 2<sup>nd</sup> ~ 5<sup>th</sup> (Form Factor)</b>												S: Synchronous Flash								
ES25: 2.5" SATA SSD 3ME2												<b>Code 14<sup>th</sup> (Operation Temperature)</b>								
<b>Code 7<sup>th</sup> ~9<sup>th</sup> (Capacity)</b>												C: Standard Grade (0°C ~ +70°C)								
08G: 8GB												W: Industrial Grade (-40°C ~ +85°C)								
16G: 16GB												<b>Code 15<sup>th</sup> (Internal control)</b>								
32G: 32GB												1/A: full size PCBA compliant to 7mm height housing								
64G: 64GB												3/C: slim PCBA compliant to 7mm height housing								
A28: 128GB												<b>Code 16<sup>th</sup> (Channel of data transfer)</b>								
B56: 256GB												D: Dual Channels								
C12: 512GB												Q: Quad Channels								
												<b>Code 17<sup>th</sup> (Flash Type)</b>								
<b>Code 10<sup>th</sup> ~12<sup>th</sup> (Series)</b>												C: Toshiba MLC								
D72: 2.5" SATA SSD 3ME2												N: Micron MLC								
												<b>Code 19<sup>th</sup> ~20<sup>th</sup> (Customized code)</b>								

# Appendix

innodisk

## 宜鼎國際股份有限公司 Innodisk Corporation

Tel:(02)7703-3000 Fax:(02) 7703-3555 Internet: http://www.innodisk.com/

### RoHS 自我宣告書 (RoHS Declaration of Conformity)

#### Manufacturer Product: All Innodisk EM Flash and Dram products

- 一、 宜鼎國際股份有限公司（以下稱本公司）特此保證售予貴公司之所有產品，皆符合歐盟 2011/65/EU 關於 RoHS 之規範要求。

Innodisk Corporation declares that all products sold to the company, are complied with European Union RoHS Directive (2011/65/EU) requirement

- 二、 本公司同意因本保證書或與本保證書相關事宜有所爭議時，雙方宜友好協商，達成協議。

Innodisk Corporation agrees that both parties shall settle any dispute arising from or in connection with this Declaration of Conformity by friendly negotiations.

Name of hazardous substance	Limited of RoHS ppm (mg/kg)
Cd	< 100 ppm
Pb	< 1000 ppm
Hg	< 1000 ppm
Chromium VI (Cr+6)	< 1000 ppm
Polybromodiphenyl ether (PBDE)	< 1000 ppm
Polybrominated Biphenyls (PBB)	< 1000 ppm

#### 立保證書人 (Guarantor)

Company name 公司名稱： Innodisk Corporation 宜鼎國際股份有限公司

Company Representative 公司代表人： Richard Lee 李鐘亮

Company Representative Title 公司代表人職稱： CEO 執行長

Date 日期： 2014 / 07 / 29



(Company Stamp/公司大小章)

innodisk

宜鼎國際股份有限公司  
Innodisk Corporation

Tel:(02)7703-3000 Fax:(02) 7703-3555 Internet: <http://www.innodisk.com/>

## REACH Declaration of Conformity

### Manufacturer Product: All Innodisk EM Flash and Dram products

1.宜鼎國際股份有限公司（以下稱本公司）特此保證此售予貴公司之產品，皆符合歐盟化學品法案(Registration , Evaluation and Authorization of Chemicals ; REACH)之規定

(<http://www.echa.europa.eu/de/candidate-list-table> last updated: 16/05/2014)。所提供之產品包含：(1) 產品或產品所使用到的所有原物料；(2)包裝材料；(3)設計、生產及重工過程中所使用到的所有原物料。

We Innodisk Corporation hereby declare that our products are in compliance with the requirements according to the REACH Regulation

(<http://www.echa.europa.eu/de/candidate-list-table> last updated: 16/06/2014).

Products include : 1) Product and raw material used by the product ; 2) Packaging material ; 3) Raw material used in the process of design, production and rework

2.本公司同意因本保證書或與本保證書相關事宜有所爭議時，雙方宜友好協商，達成協議。

InnoDisk Corporation agrees that both parties shall settle any dispute arising from or in connection with this Declaration of Conformity by friendly negotiations.

### 立保證書人 (Guarantor)

Company name 公司名稱：InnoDisk Corporation 宜鼎國際股份有限公司

Company Representative 公司代表人：Richard Lee 李鐘亮

Company Representative Title 公司代表人職稱：CEO 執行長

Date 日期：2014 / 07 / 29



# Certificate

Issue Date: January 16, 2015  
Ref. Report No. ISL-15LE018CE

Product Name : 2.5" SATA SSD  
Model(s) : 2.5" SATA SSD 3S\*#-&  
(S:Flash type: (S:SLC,L:SLC,M:MLC) \*: Product Line: (E:Embedded, G: EverGreen, R: InnoRobust) #:controller: ( empty:106/107/167/170, 2: 201/202, 3:108/109) &: Product feature: (P: with DRAM, empty: without DRAM))  
Responsible Party : Innodisk Corporation  
Address : 5F.No.237, Sec. 1, Datong Rd., Xizhi Dist., New Taipei City 221, Taiwan (R.O.C.)

We, International Standards Laboratory, hereby certify that:

The device bearing the trade name and model specified above has been shown to comply with the applicable technical standards as indicated in the measurement report and was tested in accordance with the measurement procedures specified in European Council Directive- EMC Directive 2004/108/EC. The device was passed the test performed according to :



#### Standards:

EN 55022: 2010+AC:2011 and CISPR 22: 2008 (modified)  
EN 61000-3-2: 2006+A1:2009 +A2:2009 and IEC 61000-3-2: 2005+A1:2008 +A2:2009  
EN 61000-3-3: 2013 and IEC 61000-3-3: 2013  
EN 55024: 2010 and CISPR 24: 2010  
EN 61000-4-2: 2009 and IEC 61000-4-2: 2008  
EN 61000-4-3: 2006+A1: 2008 +A2: 2010 and  
IEC 61000-4-3:2006+A1: 2007+A2: 2010  
EN 61000-4-4:2012 and IEC 61000-4-4:2012

I attest to the accuracy of data and all measurements reported herein were performed by me or were made under my supervision and are correct to the best of my knowledge and belief. I assume full responsibility for the completeness of these measurements and vouch for the qualifications of all persons taking them.

International Standards Laboratory

*Jim Chen*  
Jim Chen / Director

#### Hsi-Chih LAB:

No. 65, Gu Dai Keng Street, Hsi-Chih Dist.,  
New Taipei City 221, Taiwan  
Tel: 886-2-2646-2550; Fax: 886-2-2646-4641



#### Lung-Tan LAB:

No. 120, Lane 180, San Ho Tsuen, Hsin Ho Rd.,  
Lung-Tan Hsiang, Tao Yuan County 325, Taiwan  
Tel: 886-3-407-1718; Fax: 886-3-407-1738



# Certificate

Issue Date: January 16, 2013  
Ref. Report No. ISL-15LE018FB

Product Name : 2.5" SATA SSD  
Model(s) : 2.5" SATA SSD 3S\*#-& (S:Flash type: (S:SLC,I:iSLC,M:MLC) \*; Product line: (E:Embedded, G: EverGreen, R: InnoRobust) #;controller: ( empty:106/107/167/170, 2: 201/ 202, 3:108/109) &; Product feature: (P: with DRAM, empty: without DRAM))  
Applicant : Innodisk Corporation  
Address : 5F.No.237, Sec. 1, Datong Rd., Xizhi Dist., New Taipei City 221, Taiwan (R.O.C.)

We, International Standards Laboratory, hereby certify that:

The device bearing the trade name and model specified above has been shown to comply with the applicable technical standards as indicated in the measurement report and was tested in accordance with the measurement procedures specified. (refer to Test Report if any modifications were made for compliance).



Standards:

FCC CFR Title 47 Part 15 Subpart B: 2012- Section 15.107 and 15.109  
ANSI C63.4-2009  
Industry Canada Interference-Causing Equipment Standard ICES-003 Issue 5: 2012

Class B

I attest to the accuracy of data and all measurements reported herein were performed by me or were made under my supervision and are correct to the best of my knowledge and belief. I assume full responsibility for the completeness of these measurements and vouch for the qualifications of all persons taking them.

International Standards Laboratory

*Jim Chu*  
Jim Chu / Director

Hsi-Chih LAB:  
No. 65, Gu Dai Kang Street, Hsi-Chih Dist.,  
New Taipei City 221, Taiwan  
Tel: 886-2-2646-2550; Fax: 886-2-2646-4641



Lung-Tan LAB:  
No. 120, Lane 180, San Ho Tsuan, Hsin Ho Rd.,  
Lung-Tan Hsiang, Tao Yuan County 325, Taiwan  
Tel: 886-3-407-1718; Fax: 886-3-407-1738

