


KSX215-EHL

21.5" Industrial Touch Panel PC



KEY FEATURES



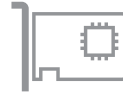
Touch Type

Projected Capacitive Multi-touch



IP Rating

Total IP66 Rating



Multiple Expansions

1 x M.2 2242/2280/3052 B Key,
1 x M.2 2230 E Key, 1 x Nano SIM

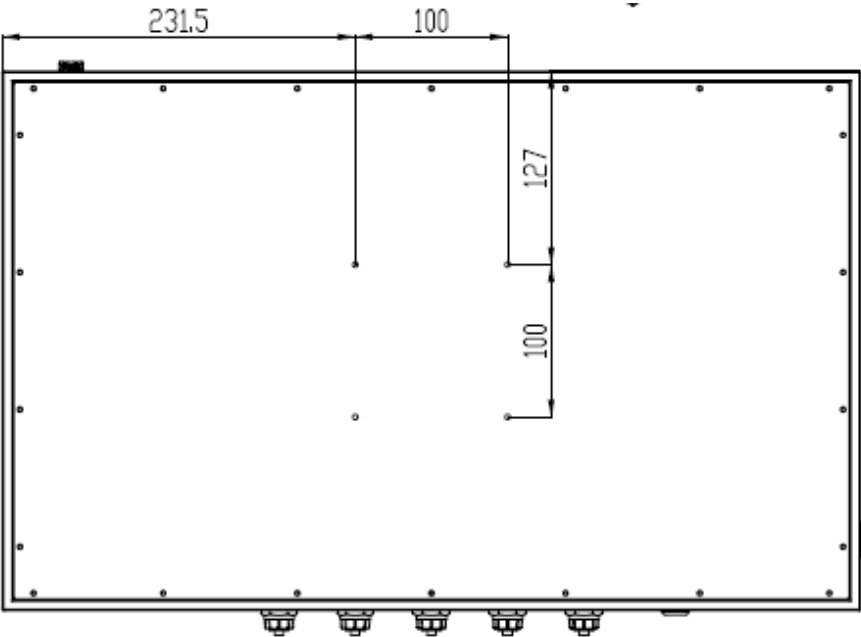
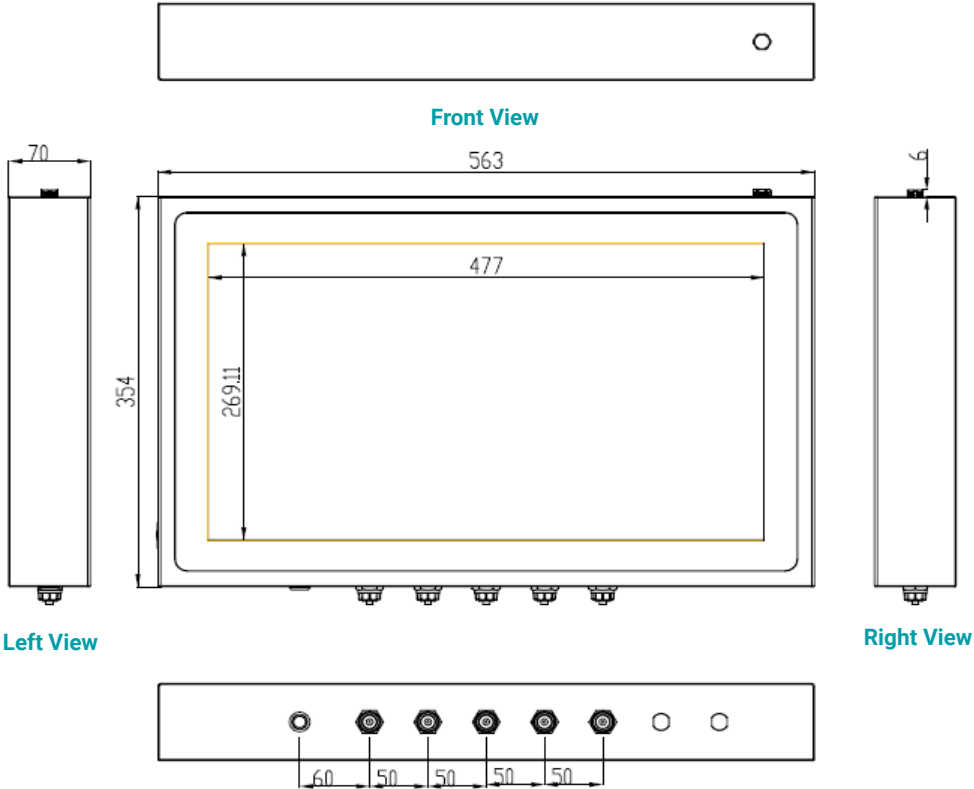


Wide Voltage

Support 9 ~ 36V



DIMENSIONS



SPECIFICATION

DISPLAY AND TOUCH SCREEN	Display	21.5" TFT LCD Panel
	Contrast	16 : 9
	Max. Resolution	1920 x 1080
	Brightness	250 cd/m ²
	Touch Type	Projected Capacitive
	Backlight Lifetime	50,000 Hrs LED Backlight
SYSTEM	Processor	Intel® Celeron® J6413 Processor, Quad Core, 1.5M Cache, 1.8GHz (3.0GHz), 10W
	Memory	1 x SO-DIMM DDR4 4GB built-in
	BIOS	AMI SPI 128Mbit (support UEFI boot only)
GRAPHICS	Controller	Intel® UHD Graphics
	Feature	OpenGL 4.5, DirectX 12, Open CL 1.2, Vulkan 1.1 HW Decode: AVC/H.264, MPEG2, VC1/WMV9, JPEG/MJPEG, HEVC/H.265, VP8, VP9 HW Encode: AVC/H.264, JPEG/MJPEG, HEVC/H.265, VP9
STORAGE	External	128GB TLC SSD built-in
EXPANSION	Interface	1 x M.2 2242/2280/3052 B Key (PCIe x1/SATA/USB2.0) 1 x M.2 2230 E Key(PCIe x1/USB2.0) 1 x Nano SIM socket (connected to M.2 B Key)
I/O	Ethernet	1 x M12 8pin for GbE Lan with waterproof cover
	Serial	1 x M12 8pin COM1, RS-232/422/485, default RS-232, with waterproof cover
	USB	2 x M12 8pin for 2* USB 2.0 with waterproof cover
	Power	1 x M12 for DC input (9 ~ 36V in)
POWER	Type	DC 9 ~ 36V
	Consumption	TBD
MECHANISM	Construction	304 Stainless steel chassis
	Mounting	VESA mount 100 x 100
	IP Rating	Total IP66
	Dimensions(W x H x D)	563 x 354 x 70
	Weight	TBD
ENVIRONMENT	Operating Temperature	0°C ~ 50°C
	Storage Temperature	-30°C ~ 70°C
	Relative Humidity	10 to 95% @ 40°C, non-condensing
CERTIFICATIONS	EMC	CE / FCC Class A