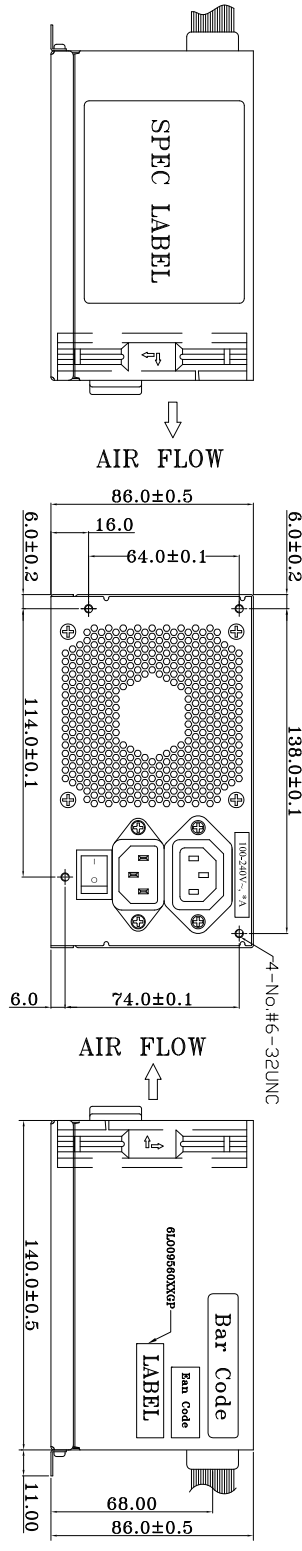
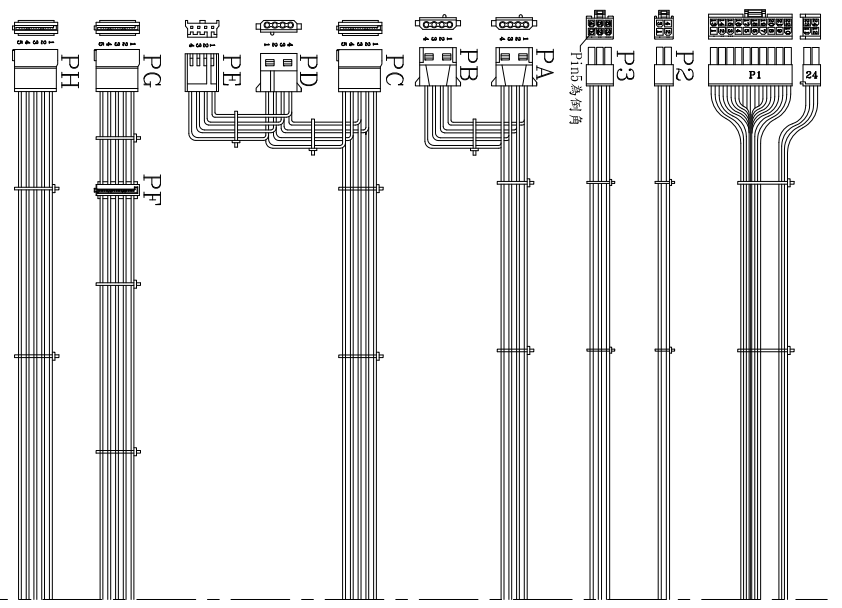
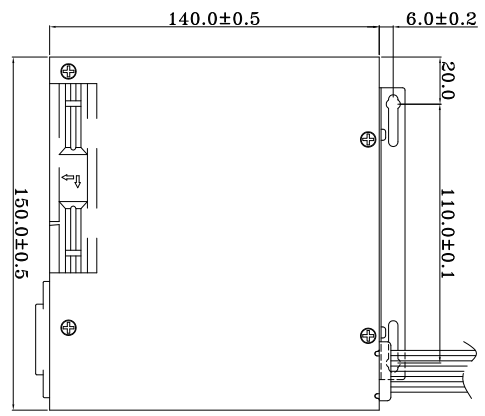
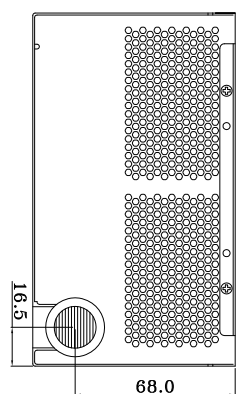


REF. NO.	SIGNAL	WIRE COLOR	OUTLINE	CONNECTION TYPE	CABLE LENGTH
P1	+3.3VDC	ORANGE	20	WSP	500±15mm
2	+3.3VDC	ORANGE	20	WSP	500±15mm
3	COM	BLACK	20	P4-14202K11D	
4	+5V	BLACK	20	P4-14202K11D	
5	COM	BLACK	20	or BQJIV	
6	+5VDC	RED	20		
7	COM	BLACK	20		
8	PM-ON	GRAY	22		
9	+5V	YELLOW	20		
10	+5V	YELLOW	20		
11	+12V	ORANGE	20		
12	+3.3VDC	ORANGE	20		
13	+3.3VDC	BROWN	22		
14	-12VDC	BLUE	22		
15	PS-ON	GREEN	22		
16	PS-ON	GREEN	22		
17	COM	BLACK	20		
18	COM	BLACK	20		
19	COM	BLACK	20		
20	+5VDC	WHITE	22		
21	+5VDC	WHITE	22		
22	+5VDC	RED	20		
23	+5VDC	RED	20		
24	COM	BLACK	20		
P2	COM	BLACK	20	MOJAX	500±15mm
2	+12V	YEL/BLACK	20	P4-14202	
3	+12V	YEL/BLACK	20	or BQJIV	
4	+12V	YEL/BLACK	20		
1	+12V	YEL/BLACK	20	WSP	500±15mm
2	+12V	YEL/BLACK	20	WSP	500±15mm
3	+12V	YEL/BLACK	20	P4-14202K11D	
4	COM	BLACK	20	(BLACK)	
5	COM	BLACK	20		
6	COM	BLACK	20		
PA	COM	BLACK	20	WSP	500±15mm
2	COM	BLACK	20	P4-14202	
3	COM	BLACK	20	or BQJIV	
4	+5V	RED	20		
1	+12V	YELLOW	20	WSP	500±15mm
2	COM	BLACK	20	P4-14202	
3	COM	BLACK	20	or BQJIV	
4	+3.3VDC	ORANGE	20	WSP	500±15mm
5	COM	BLACK	20	or BQJIV	
6	COM	BLACK	20		
PH	COM	BLACK	20	MOJAX	500±15mm
3	+5V	RED	20	SP-07928	
4	COM	BLACK	20	or BQJIV	
5	+12V	YELLOW	20		
2	COM	BLACK	22	AMP	150±10mm
3	COM	BLACK	22	171822-4	
4	+12V	YELLOW	22	171822-4	
1	+3.3VDC	ORANGE	20	MOJAX	500±15mm
2	COM	BLACK	20	SP-07928	
3	COM	BLACK	20	or BQJIV	
4	COM	BLACK	20	or BQJIV	
5	+12V	YELLOW	20	MOJAX	500±15mm
6	COM	BLACK	20	SP-07928	
7	COM	BLACK	20	or BQJIV	
8	COM	BLACK	20	or BQJIV	
9	+12V	YELLOW	20	MOJAX	150±10mm
10	COM	BLACK	20	or BQJIV	
PG	COM	BLACK	20	MOJAX	150±10mm
5	+12V	YELLOW	20	or BQJIV	



NOTE:
1. ALL THE LENGTH OF OUTPUT WIRES EXCLUDE HOUSING.

P/N.:9PA400CV03

MODEL NO. : FSP400-70AGB(F040001)	TITLE: ASSY	SHEET: 1 OF 1	REV:01
R&D(2)	PE	DRAWN	DATE
INTERIOR COUNTERSIGN:		周書宇	MAY.04.2020

UNIT:mm