



L3-UH

1U Liquid Cooler

PRODUCT SPECIFICATIONS



DYNATRON

The Thermal Solution Architect

NEW PRODUCT SPEC SHEET

Model Number: L3-UH

- Liquid Cooling Solution Recommended for CPU Models As Following,
 - Intel® Processor, Socket LGA2011, Square ILM Mounting
 - Intel® Processor, Socket LGA2066, Square ILM Mounting
 - Intel® Processor, Socket LGA1356, 1366
 - Intel® Processor, Socket LGA1150, 1151, 1155, 1156
 - Intel® Processor, Socket LGA1200
 - Intel® Processor, Socket LGA1700
 - AMD® Processor, Socket AM2, AM2+, AM3, AM4, AM5, FM1, FM2
- For 1U Server

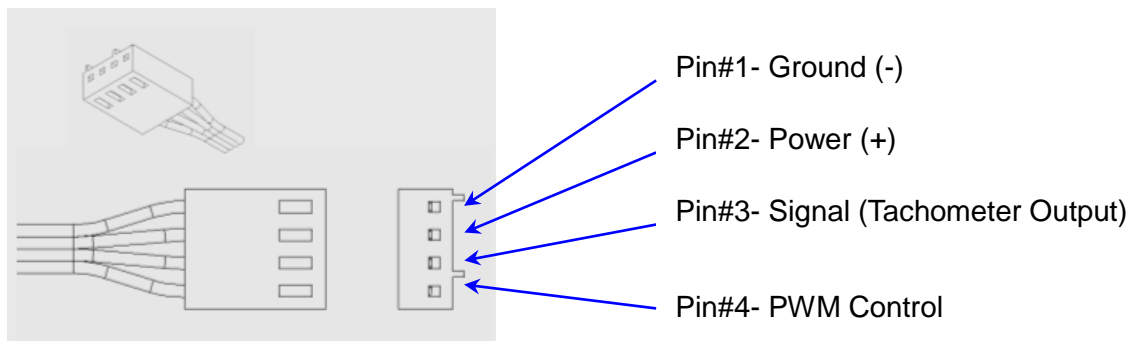
Overall Description :

- Cold Plate Module with Copper Base
- Space Saver Light Weight Radiator
- 4cm Cooling Fans with 4-Pin PWM Connector
- Stand-alone Water Pump with Powerful Flow Rate 1.7 Liter Per Minute
- 30cm Black Pair EPDM Tube Assembled
- Mounting Accessories are included
- Shin-Etsu 7762 Thermal Compound Pre-Printed on Base
- Support CPU Overclocking Power 250 Watts Heat Dissipation
- **Each fan should have its own fan header due to the high current consumption at full speed**

Cooling Fan Specification:

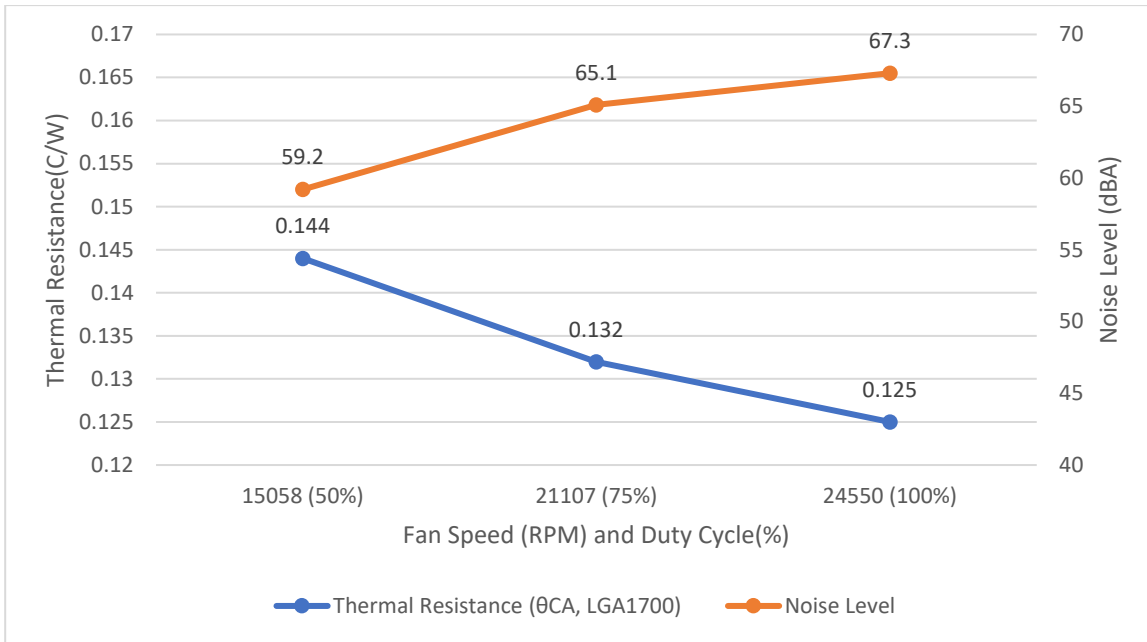
- Model Number: DF124028BU-PWMH
- Dimension: 40mm x 40mm x 28mm
- Bearing Type: Ball, Dual
- Rated Voltage: 12V
- Rated Speed:
 - At Duty Cycle 0~20%: 3300±200 RPM
 - At Duty Cycle 50%: 15000±10% RPM
 - At Duty Cycle 100%: 26000±10% RPM

- Rated Input Power:
 - At Duty Cycle 0~20%: 0.72 W
 - At Duty Cycle 50%: 6 W
 - At Duty Cycle 100%: 22.8 W
- Rated Airflow:
 - At Duty Cycle 0~20%: 4.74 CFM
 - At Duty Cycle 50%: 21.53 CFM
 - At Duty Cycle 100%: 37.32 CFM
- Rated Static Pressure:
 - At Duty Cycle 0~20%: 1.612 mm-H₂O
 - At Duty Cycle 50%: 33.30 mm-H₂O
 - At Duty Cycle 100%: 100.06 mm-H₂O
- Rated Acoustical Noise:
 - At Duty Cycle 0~20%: 19.35 dBA
 - At Duty Cycle 50%: 52.23 dBA
 - At Duty Cycle 100%: 64.17 dBA
- Lead Wire Pin Out Diagram :

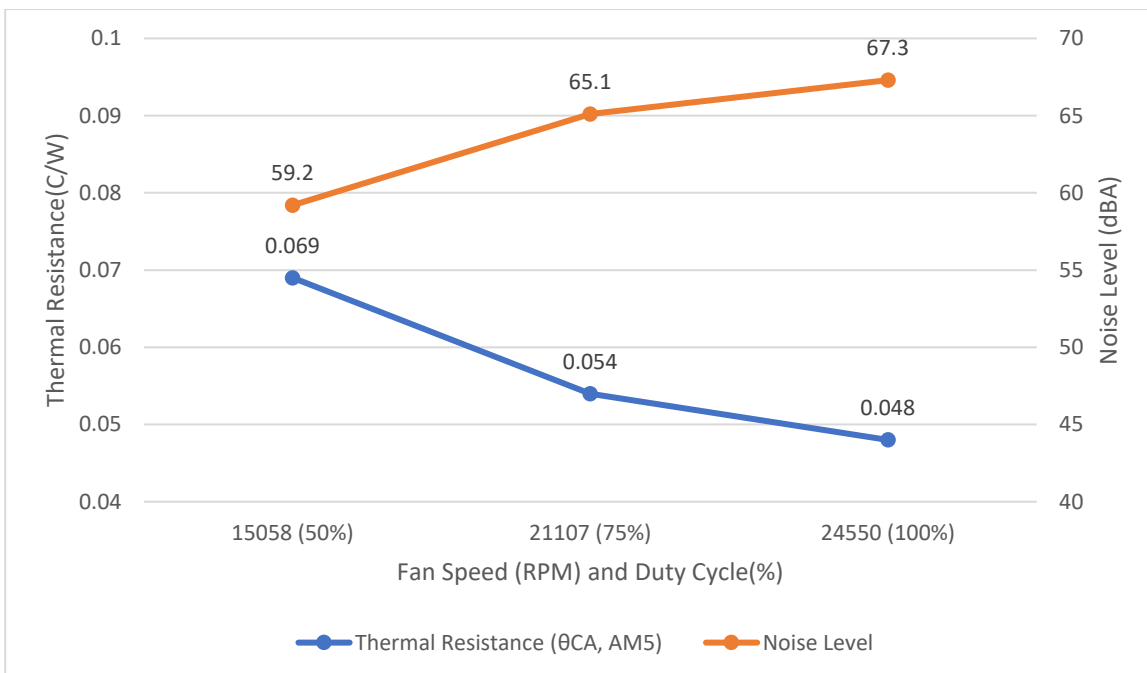


Performance Chart: Liquid Cooler L3-UH Thermal Resistance Active Cooler L3-UH Cooling Performance vs. Fan Speed

LGA 1700:



Socket AM5:



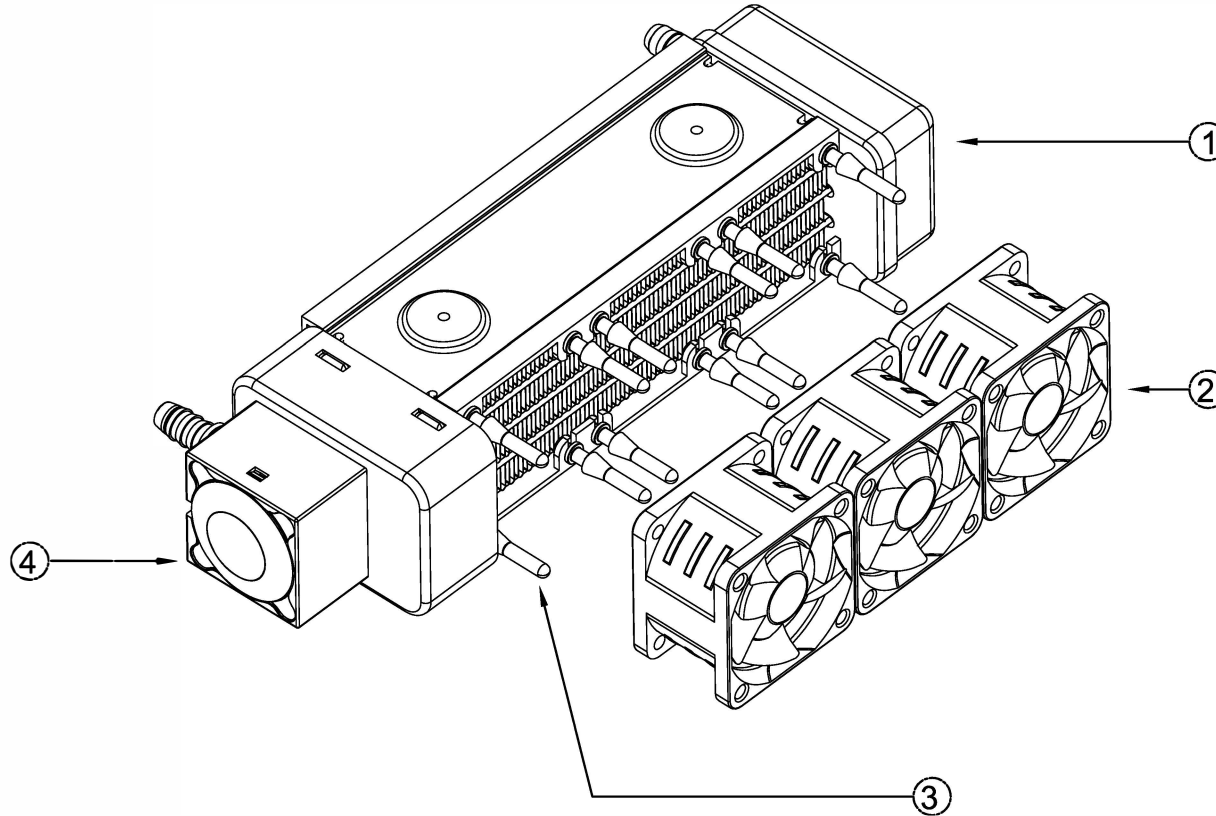
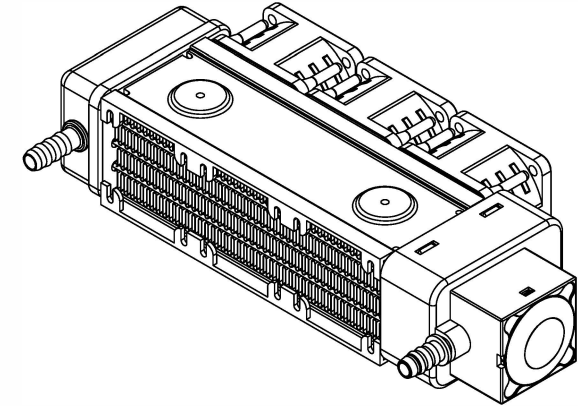
CONFIDENTIAL DOCUMENT

THIS DRAWING CONTAINS INFORMATION PROPRIETARY TO DYNATRON CORPORATION AND DYNAEON INDUSTRIAL CO., LTD. ANY REPRODUCTION, DISCLOSURE, OR USE OF THIS DRAWING IS EXPRESSLY PROHIBITED EXCEPT AS DYNATRON CORPORATION AND DYNAEON INDUSTRIAL CO., LTD. MAY OTHERWISE AGREE TO IN WRITING.

REV#	DESCRIPTION	CHECKER	DATE
0.0	INITIAL RELEASE	ENGR	01/16/23

ASSEMBLY PARTS

WHOLE SET OF CONDENSER



4	Pump Enclosure	Plastic	1
3	Grommet	Rubber	12
2	Fan, DF124028BU-PWMH, 26000RPM	Plastic	3
1	Radiator	Aluminum Alloy	1
ITEM#	DESCRIPTION	MATERIAL	QTY.

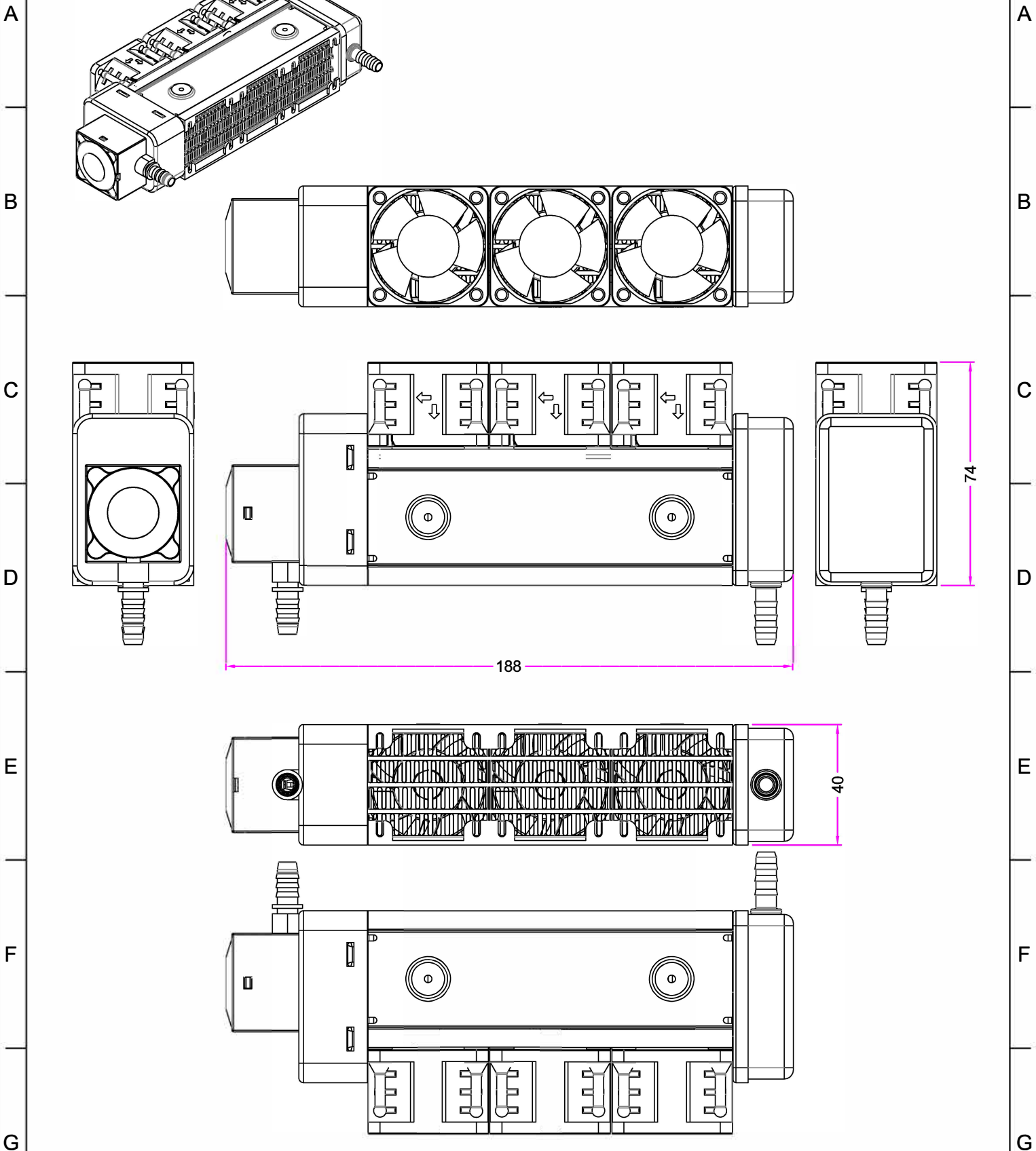
Notes:

1. The Figure is For Reference Only, and Not For Scale
2. Overall Dimension: 188 x 74 x 40 mm

DATE	NAME		TITLE: 1U Liquid Cooler L3-UH Condenser BOM & Exploded Assembly Drawing
DRAWN	01/16/23 ENGR		
CHECKED	01/16/23 ENGR		
ENG. APPR.			
MFG. APPR.			
Q.A.		DWG. No: DYN-EP-L3-UH	REV 0.0
COMMENTS:			

1 2 3 4 5 6 7

REV#	DESCRIPTION	CHECKER	DATE
0.0	INITIAL RELEASE	ENGR	01/16/23



	NAME	DATE
DRAWN BY	ENGR	01/16/23
CHECKED BY	ENGR	01/16/23
ENG. APPROVED		
MFG. APPROVED	-	-



DYNATRON CORPORATION

TOP MOTOR

TITLE: 1U Server Liquid Cooler Condenser L3-UH
Overall Dimension Drawing

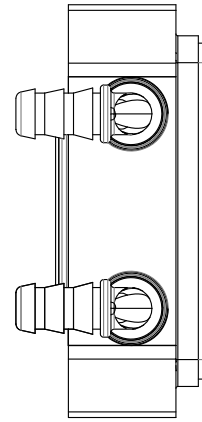
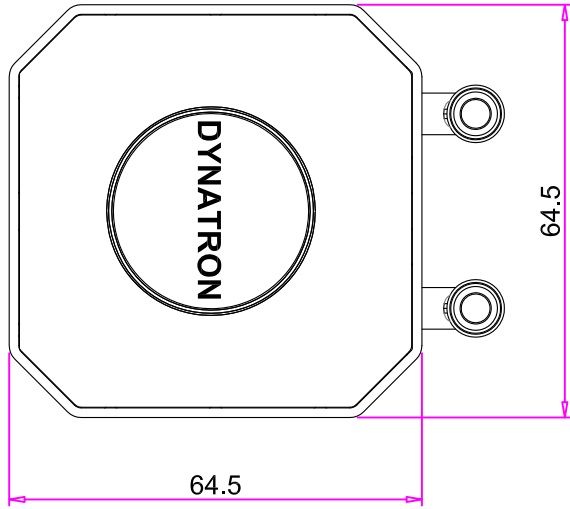
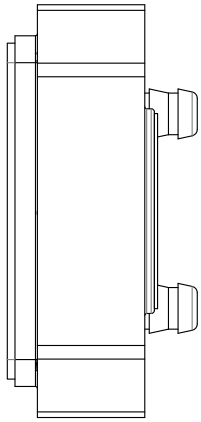
CONFIDENTIAL DOCUMENT
THIS DRAWING CONTAINS INFORMATION PROPRIETARY TO DYNATRON CORPORATION AND DYNAEON INDUSTRIAL CO., LTD. ANY REPRODUCTION, DISCLOSURE, OR USE OF THIS DRAWING IS EXPRESSLY PROHIBITED EXCEPT AS DYNATRON CORPORATION AND DYNAEON INDUSTRIAL CO., LTD. MAY OTHERWISE AGREE TO IN WRITING.

VIEW	
UNITS	MM

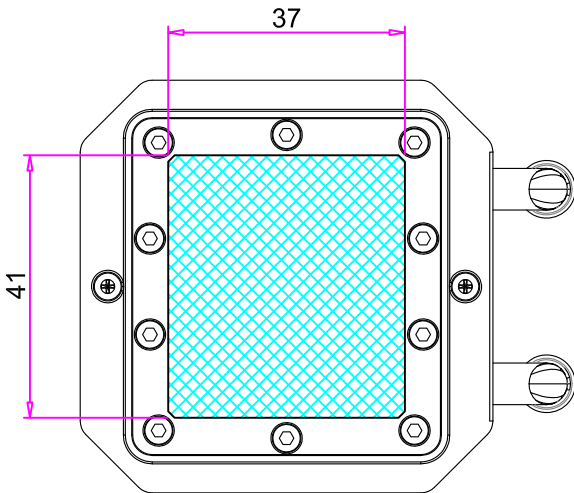
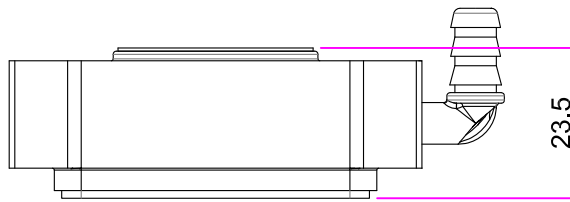
DWG. No:
 REV. 0.0

1 2 3 4 5 6 7

REV#	DESCRIPTION	CHECKER	DATE
0.0	INITIAL RELEASE	LANG	10/07/15
1.0	ADD THERMAL GREASE PRE-APPLIED, F-3	LANG	12/04/15



0.10
Ra < 1.2
Grind



8	Thermal Grease, Pre-applied	Shin-Etsu 7762	1
7	Retaining Ring	Rubber	1
6	O-ring	Rubber	6
5	Nipple, 90° Angle	Plastic	2
4	Cold Plate Screw	Steel	10
3	Cold Plate Lid Screw	Steel	2
2	Cold Plate Lid	Plastic	1
1	Cold Plate Set	Enclosure Base	Plastic
		Base	Copper 1100
ITEM#	DESCRIPTION	MATERIAL	QTY.

	NAME	DATE
DRAWN BY	ENGR	12/04/2015
CHECKED BY	LANG	12/04/2015
ENG.APPROVED		
MFG.APPROVED	-	-



DYNATRON CORPORATION

TITLE: Liquid Cooler Cold Plate
BOM & Overall Dimension Drawing

CONFIDENTIAL DOCUMENT

THIS DRAWING CONTAINS INFORMATION PROPRIETARY TO DYNATRON CORPORATION AND DYNAEDN INDUSTRIAL CO., LTD. ANY REPRODUCTION, DISCLOSURE, OR USE OF THIS DRAWING IS EXPRESSLY PROHIBITED EXCEPT AS DYNATRON CORPORATION AND DYNAEDN INDUSTRIAL CO., LTD. MAY OTHERWISE AGREE TO IN WRITING.

VIEW	
UNITS	MM

DWG. No: **DYN-BD-LCP**

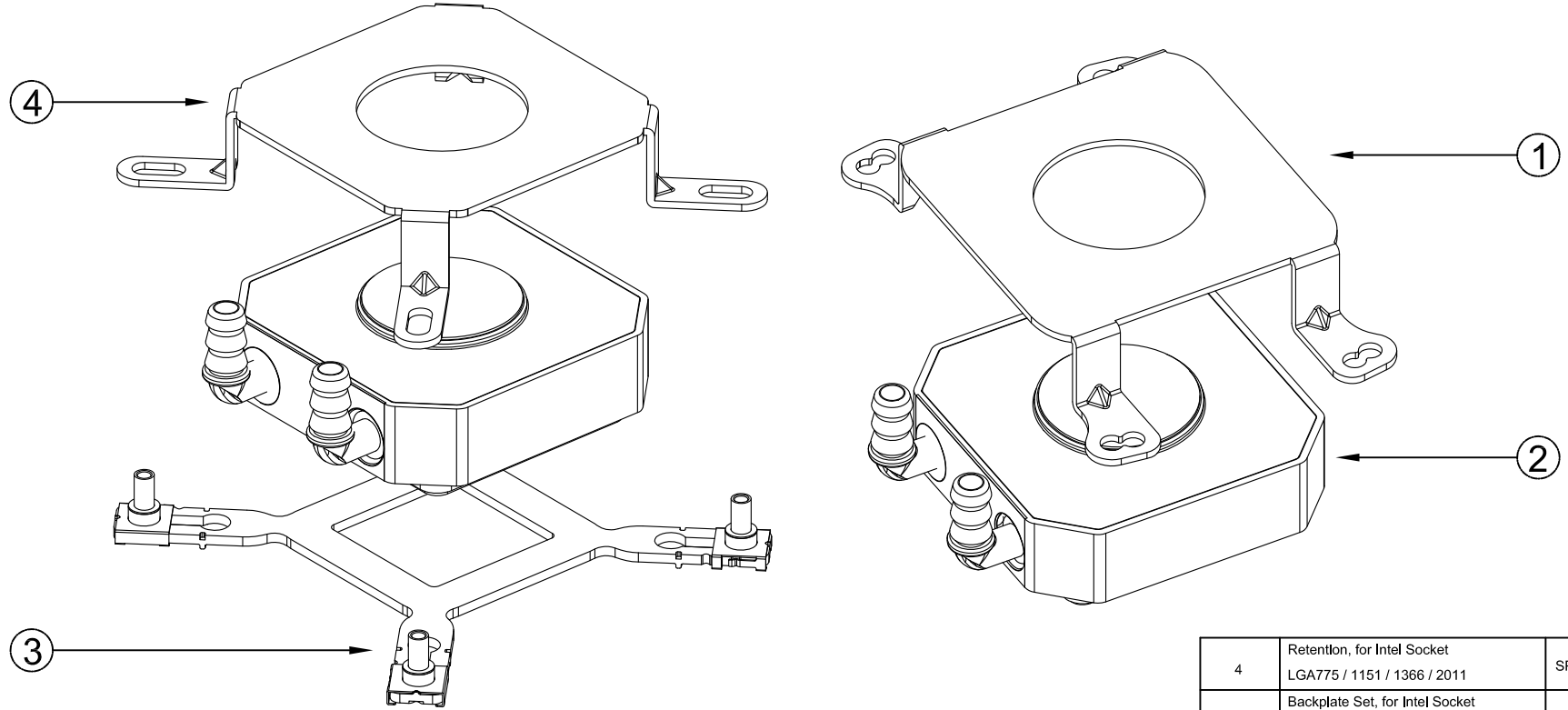
REV. **1.0**

CONFIDENTIAL DOCUMENT

THIS DRAWING CONTAINS INFORMATION PROPRIETARY TO DYNATRON CORPORATION AND DYNAEON INDUSTRIAL CO., LTD. ANY REPRODUCTION, DISCLOSURE, OR USE OF THIS DRAWING IS EXPRESSLY PROHIBITED EXCEPT AS DYNATRON CORPORATION AND DYNAEON INDUSTRIAL CO., LTD. MAY OTHERWISE AGREE TO IN WRITING.

REV#	DESCRIPTION	CHECKER	DATE
0.0	Initial Release	LANG	10/07/15

ASSEMBLY PARTS



4	Retention, for Intel Socket LGA775 / 1151 / 1366 / 2011	SPCC	1
3	Backplate Set, for Intel Socket LGA775 / 1151 / 1366 / 2011	Steel	1
2	Cold Plate Set	Enclosure	Plastic
		Base	Copper 1100
1	Retention for Intel Socket2011 Narrow for AMD Socket AM3 / AM2 / FM1 / FM2	SPCC	1
ITEM NO.	DESCRIPTION	MATERIAL	QTY.

DATE	NAME		TITLE: Liquid Cooler Cold Plate BOM & Exploded Drawing
DRAWN	10/07/15 ENGR		
CHECKED	10/07/15 LANG		
ENG. APPR.			
MFG. APPR.			
Q.A.		COMMENTS:	DWG. No: DYN-EP-LCP
			REV 0.0



DYNATRON CORPORATION

TOP MOTOR TECHNOLOGY (HUIZHOU) CO, LTD

Specification for Approval

Customer:		
Model Number:	watercooler pump	
Part Number:		
Issued Date:	Wednesday, August 31, 2016	
Version:	A	
Customer Approval		
Approval:	Check:	
Corporate Headquarters Dynatron Corporation 33200 Western Avenue Union City, CA 94587 U.S.A. Tel: 510-498-8888 Fax: 510-498-8488	<i>Taipei Office</i> <i>(Taiwan, R.O.C.)</i> 8F, No. 35, Lane:221 Gang Cian. Road, Taipei, Taiwan, R.O.C. Tel: 886-2-27995799 (Rep.) Fax: 886-2-2799-9577	Manufactory TOP MOTOR TECHNOLOGY(HUI ZHOU)CO,LTD Baishi Village, QiuchangTown, Huiyang Dist, HuizhouCity, Guangdong Province, P.R.China Tel: 86-752-822-8000 (Rep.) Fax: 86-752-822-8999
Approval:	Check:	Handler:
Simon Wang	-	Hui mei



DYNATRON CORPORATION

TOP MOTOR TECHNOLOGY (HUIZHOU) CO, LTD

	CONTENTS	Page
1.	SCOPE	3
2.	ELECTRICAL CHARACTERISTICS	3
3.	MECHANICAL CHARACTERISTICS	4
4.	ENVIRONMENTAL	4
5.	PROTECTION	5
6.	ATTACHMENTS	5
	6.1. Product Dimension	6



DYNATRON CORPORATION

TOP MOTOR TECHNOLOGY (HUIZHOU) CO, LTD

1. SCOPE

This specification defines the electrical and mechanical characteristics of the AC / DC Brush Less (Sleeve Bearing / 2-Balls Bearing) axial flow fan, which is carefully designed and manufactured for your special needs by Dynatron Corporation.

2. ELECTRICAL CHARACTERISTICS

Items		Description
1.	Rated Voltage	DC 12 V
2.	Start Voltage	DC 9 V
3.	Operating Voltage	10.2V~13.8V
4.	Flow Rate (minimal value)	1.7 LPM
5.	Input Current	0.25 A (Max)
6.	Input Power	3.0 W
7.	Speed	4000RPM \pm 10%
8.	Insulation Resistance – Between Frame and Terminal	10 M ohm at DC 500 V
9.	Dielectric Strength – Between Frame and Terminal	5 mA (Max.) @ AC 500 V 60 Hz 1 min.
10.	Life – Continuous operating under normal temperature (40 °C or 104 °F)	50,000 hours
11.	Rotation	Counterclockwise Air Discharged
12.	Autorestart Time	3-5sec
13.	Lead Wires	UL 2468, awg 26 or Equivalent “-”: Black; “+”: Black; “s”: Black.
14.	Acoustical Noise	30.00dBA



DYNATRON CORPORATION

TOP MOTOR TECHNOLOGY (HUIZHOU) CO, LTD

3. MECHANICAL CHARACTERISTICS

Items		Description
1.	Dimension	Display as Drawing
2.	Frame	PPS UL94V-0 (Black GP)
3.	Impeller	PPS UL94V-0 (Black GP)
4.	Bearing System	Ceramic Bearing
5.	Weight	56±5grams

4. ENVIRONMENTAL

Items		Description
1.	Operating Temperature	- 10 °C ~ + 65 °C (65 %RH)
2.	Storage Temperature	- 30 °C ~ + 70 °C (65 %RH)
3.	Vibration Test	Displacement Amplitude: 0.75mm(Equivalent 10G) Frequency Range: 10Hz<->55Hz/30SEC. Linear Scanning 120 Cycle Endurance Timer Per Axis: 30Min. Orientation:X,Y,Z.
4.	Drop Test	Motor withstands one free body drop from 30 cm in high onto 10 mm thickness of wooden board for each of the three faces in minimum packing condition.
5.	Acoustic Noise	30.00dBA – Curve (30.50Max) Measuring Condition – Under rated voltage in semi-anechoic chamber equipment sound level meter. (Figure A.)

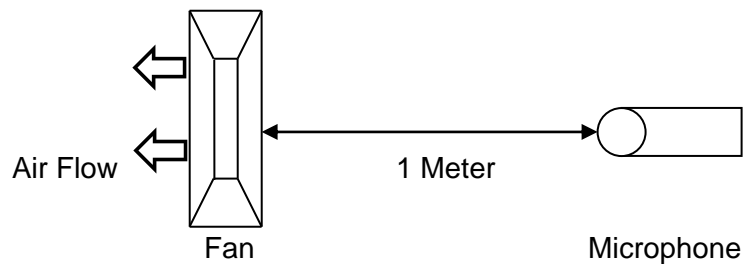


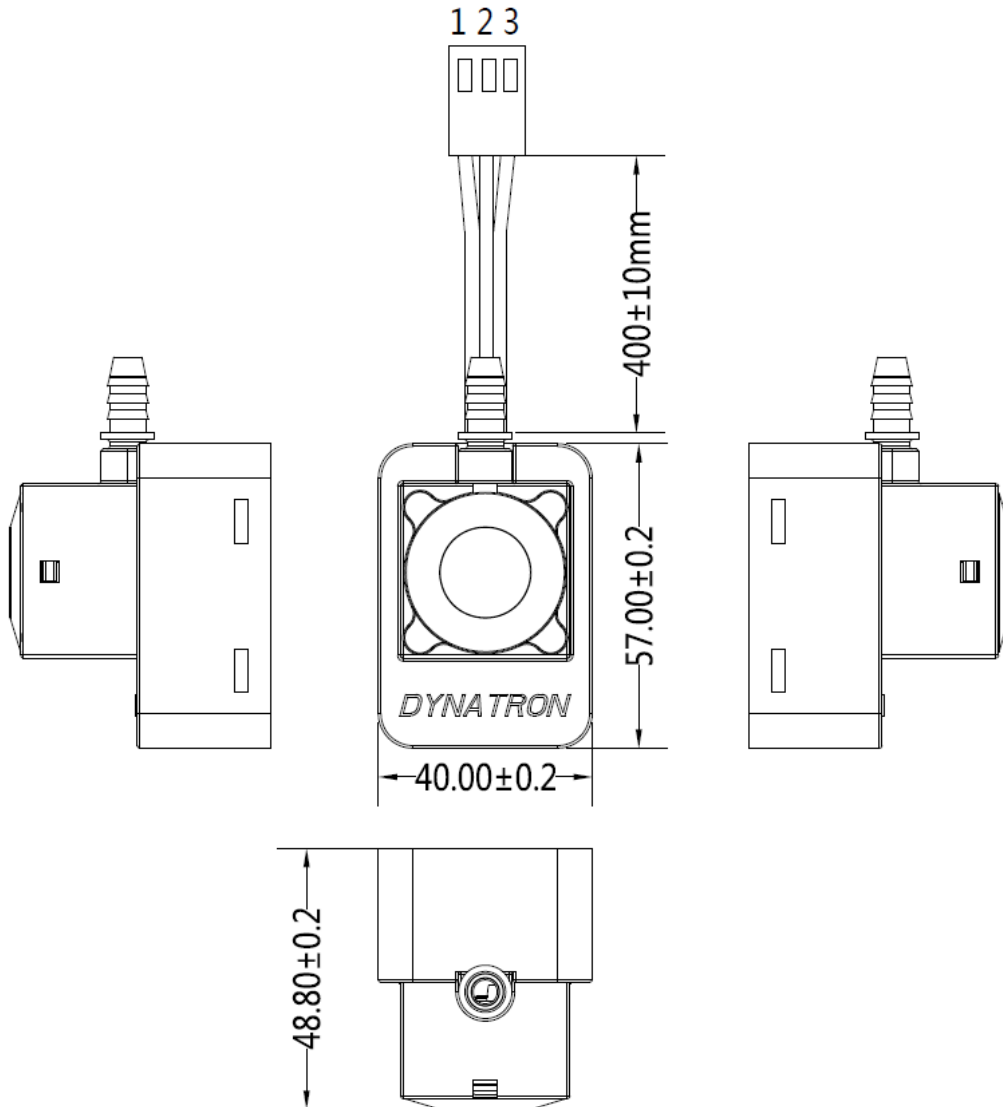
Figure A – Noise Level is measure at rated voltage in anechoic chamber in free air as above.



DYNATRON CORPORATION

TOP MOTOR TECHNOLOGY (HUIZHOU) CO, LTD

DIMENSION:



1.Note:

1.Leed Wire:UL2468 #26AWG

PIN 1: Black Wire ----Ground

PIN 2: Black Wire ----Power

PIN 3: Black Wire ----Signal

2.Connector:2510-3P