



AI Accelerator & GPU

MXM Module M3A4500-WP



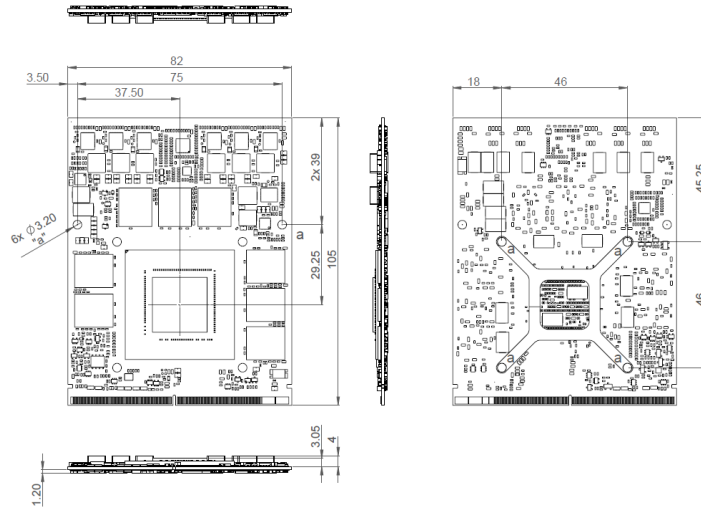
Features

- NVIDIA RTX A4500 embedded graphics based on NVIDIA Ampere architecture
- 5888 CUDA cores, 80 RT cores and 184 Tensor cores, 16GB GDDR6 memory
- 18.55 TFLOPS peak FP32 performance
- Support CUDA Compute version 8.6, OpenGL 4.6, Vulkan 1.2, DirectX 12 Ultimate and Shader Model 7.0
- Support ECC Error Correction Code

Specifications

Model Number	M3A4500-WP
GPU Engine Specs	NVIDIA RTX A4500 Architecture: NVIDIA Ampere CUDA Cores: 5888 Tensor Cores: 184 RT Cores: 80 Floating Point Performance: 18.55 TFLOPS
Memory Specs	Size: 16GB GDDR6 Clock: 16 Gbps Interface Width: 256-bit Bandwidth (GB/sec): 512
Feature Support	PCI Express 4.0 x16 Support ECC DirectX: 12 Ultimate Open GL 4.6 Vulkan 1.2
Display	Resolution: 7680x4320 Max: 4x DisplayPort
Power Consumption	Total Graphics Power (TGP): 125 W
Form Factor	MXM Graphics Module Version 3.1, Type B
Dimensions (WxD)	82.0 x 105.0 mm (3.22" x4.13")
Net Weight	0.0616 kg (0.1358 lb)
Vibration	2.4Grms, @5~500 Hz, Sine, 0.5Hr/axis
Temperature	Standard: Operating Temp. :0 to + 55°C (32°F ~131°F)/ Storage Temperature: -40 to + 85°C (- 40°F ~ 185°F)
Humidity	90% @ 40°C Related Humidity, Non-condensing
OS Support	Windows 10/11 64-bit Linux 64-bit
Certification	CE/FCC

System & Mounting Dimensions



Ordering Information

Model name	Description
M3A4500-WPA-A1	MXM-B, NVIDIA RTX A4500, Gen4.0 x16, 16GB GDDR6, DP, 125W, 0°C to +55°C
M3A4500-WPA-A2	MXM-B, NVIDIA RTX A4500, Gen4.0 x16, 16GB GDDR6, DP, 115W, 0°C to +55°C
M3A4500-WPA-A3	MXM-B, NVIDIA RTX A4500, Gen3.0 x16, 16GB GDDR6, DP, 80W, 0°C to +55°C
M3A4500-WPG-A3	MXM-B, NVIDIA RTX A4500, Gen3.0 x16, 16GB GDDR6, DP, 80W, -40°C to +70°C

Accessory (Optional)

Part No.	Description
92-6MXM4H-1000	PCIE Carrier Board, MXM3.1, 4x HDMI, 0°C to +55°C
3904000000T000	MXM Type-B, TWO BALL 12V 4PIN L:250mm 7000RPM, 107*80.7*32.4mm, 0°C to +55°C

