

EGPL-G1S1

M.2 2280 to single isolated GbE LAN module

Customer:

Customer

Part Number:

Innodisk

Part Number:

Innodisk

Model Name:

Date:

Innodisk	Customer
Approver	Approver

Table of Contents

TABLE OF CONTENTS	I
REVISION HISTORY	II
LIST OF TABLES	1
LIST OF FIGURES	2
1. PRODUCT INTRODUCTION	3
1.1. OVERVIEW	3
1.2. FEATURES	3
2. PRODUCT SPECIFICATIONS	5
2.1. DEVICE PARAMETERS	5
2.2. ELECTRICAL SPECIFICATIONS.....	5
2.2.1.POWER REQUIREMENT.....	5
2.2.2.POWER CONSUMPTION	5
2.3. ENVIRONMENTAL SPECIFICATIONS	5
2.3.1.TEMPERATURE RANGES.....	5
2.3.2.HUMIDITY	6
2.3.3.SHOCK AND VIBRATION	6
2.3.4.MEAN TIME BETWEEN FAILURE (MTBF)	6
2.4. CE AND FCC COMPATIBILITY.....	6
2.5. ROHS COMPLIANCE	6
2.6. HARDWARE.....	7
2.6.1.LAYOUT	7
2.6.2.PIN DEFINE	8
2.6.3.I/O CONNECTOR MECHANICAL DRAWING & PIN DEFINES	9
2.6.4.EGPL-G1S1 MECHANICAL DRAWING	13
2.6.5.CABLE MECHANICAL DRAWING.....	15
2.6.6.PACKING LIST	15
2.7. SOFTWARE SUPPORT.....	15
3. INSTALLATION GUIDE	16
4. APPEDIX	17
CONTACT US	24

REVISION HISTORY

Revision	Description	Date
1.0	First Released	Oct, 2022

List of Tables

TABLE 1: DEVICE PARAMETERS	5
TABLE 2: POWER REQUIREMENT.....	5
TABLE 3: POWER CONSUMPTION	5
TABLE 4: TEMPERATURE RANGES.....	5
TABLE 5: SHOCK AND VIBRATION	6
TABLE 6: MEAN TIME BETWEEN FAILURE (MTBF).....	6
TABLE 7: M.2 2280 PCB LAYOUT LEGEND.....	7
TABLE 8: DAUGHTER BOARD PCB LAYOUT LEGEND	7
TABLE 9: M.2 B-M KEY PIN DEFINE.....	8
TABLE 10: WIRE TO BOARD SMD 2*10P CONNECTOR PIN DEFINE.....	10
TABLE 11: RJ45 LAN LED TABLE.....	12

List of Figures

FIGURE 1: BLOCK DIAGRAM	3
FIGURE 2: M.2 2280 BOARD PICTURE.....	4
FIGURE 3: MOUNTING HOLE DAUGHTER BOARD PICTURE (EGPL-G1S1-C1/W1).....	4
FIGURE 4: BRACKET DAUGHTER BOARD PICTURE (EGPL-G1S1-C2/W2)	4
FIGURE 5: WIRE TO BOARD SMD 2*10P CONNECTOR DRAWING	9
FIGURE 6: RJ45 CONNECTOR DRAWING	11
FIGURE 7: EGPL-G1S1 M.2 BOARD DRAWING	13
FIGURE 8: MOUNTING HOLE DAUGHTER BOARD DRAWING (EGPL-G1S1-C1/W1)	13
FIGURE 9: BRACKET DAUGHTER BOARD DRAWING (EGPL-G1S1-C2/W2).....	14
FIGURE 10: BRACKET DRAWING	14
FIGURE 11: BOARD TO BOARD LAN CABLE DRAWING.....	15

1. Product Introduction

1.1. Overview

Innodisk EGPL-G101 is designed with M.2 2280 form factor with B/M key, EGPL-G101 supports PCIe Gen 2.1 with a single lane to single isolated GbE LAN, optimized for higher performance and lower power, which brings you a flexible expansion solution for embedded systems.

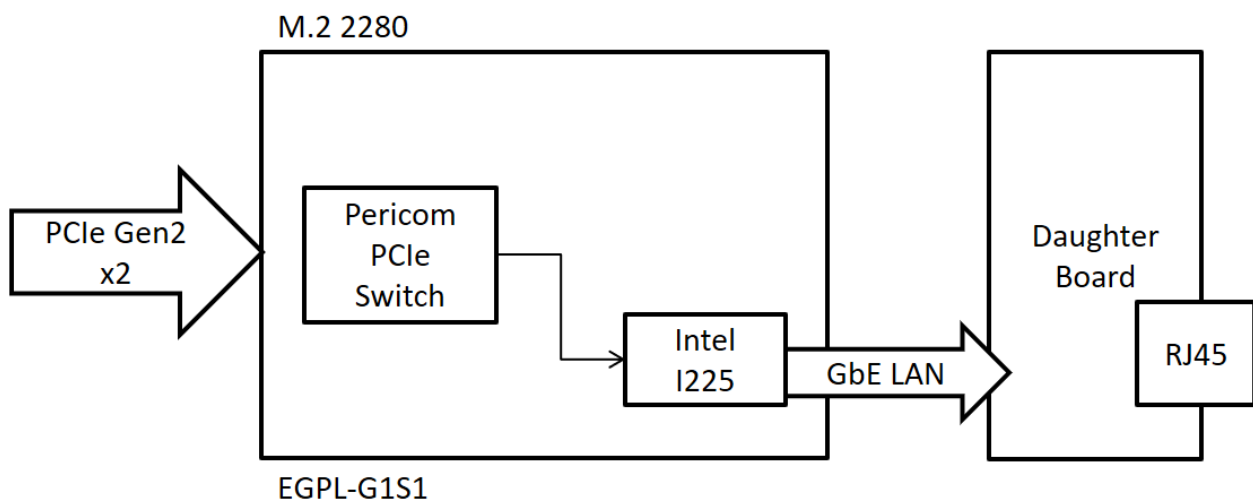


Figure 1: Block Diagram

1.2. Features

- Single isolated GbE LAN port
- Complies with EN61000-4-5 2kV Surge protection
- Complies with IEC 60950-1:2005 + A1: 2009 + A2:2013 2kV HiPOT protection
- Complies with EN61000-4-2 (ESD) Air-15kV, Contact-8kV
- Flexible daughter board with cable to fit into different system
- Optional terminal mounting hole or bracket for daughter board
- Optional Industrial Temperature (-40°C to +85°C) support
- 30μ " golden finger, 3-year warranty
- Industrial design, manufactured in Innodisk Taiwan



Figure 2: M.2 2280 Board Picture




Figure 3: Mounting Hole Daughter Board Picture (EGPL-G1S1-C1/W1)




Figure 4: Bracket Daughter Board Picture (EGPL-G1S1-C2/W2)

2. Product Specifications

2.1. Device Parameters

Table 1: Device Parameters

Form Factor	M.2 2280 B-M
Input I/F	PCI Express 2.1 x 2
Output I/F	GbE LAN x 1
Output Connector	RJ45 x 1
Dimension (WxLxH)	M.2 Board: 22 x 80 x 9 mm Daughter Board: 30 x 59.5 x 17.32 mm

2.2. Electrical Specifications

2.2.1. Power Requirement

Table 2: Power Requirement

Item	Connector	Rating
Input voltage	M.2 Golden Finger	+3.3 DC +-5%

2.2.2. Power Consumption

Table 3: Power Consumption

Voltage(V)	RMS(mA)	Max (mA)
3.3	255.7	415

2.3. Environmental Specifications

2.3.1. Temperature Ranges

Table 4: Temperature Ranges

Temperature	Range
Operating	Standard Grade: 0°C to +70°C Industrial Grade: -40°C to +85°
Storage	-55°C to +95°

2.3.2. Humidity

Relative Humidity: 10-95%, non-condensing

2.3.3. Shock and Vibration

Table 5: Shock and Vibration

Reliability	Test Conditions	Reference Standards
Vibration	7 Hz to 2K Hz, 20G, 3 axes	IEC 68-2-6
Mechanical Shock	Duration: 0.5ms, 1500 G, 3 axes	IEC 68-2-27

2.3.4. Mean Time between Failure (MTBF)

Reliability prediction methodology provides the basis for reliability evaluation and analysis. The purpose of the prediction is to predict the life time of the product in units of failure rate and MTBF.

Table 6: Mean Time between Failure (MTBF)

Product	Condition	MTBF (Hours)
EGPL-G1S1-C1/W1	The analysis is at 25°C ambient temperature by Telcordia SR-332, Issues 4, Method I, Case 3 under Ground Benign, Controlled environment, 50% operation stress	14,394,820
EGPL-G1S1-C2/W2	The analysis is at 25°C ambient temperature by Telcordia SR-332, Issues 4, Method I, Case 3 under Ground Benign, Controlled environment, 50% operation stress	15,373,070

2.4. CE and FCC Compatibility

EGPL-G1S1 conforms to CE and FCC requirements.

2.5. RoHS Compliance

EGPL-G1S1 is fully compliant with RoHS directive.

2.6. Hardware

2.6.1. Layout




Table 7: M.2 2280 PCB Layout Legend

Label	Connector Type	Function
CN1	Wire to board SMD 2*10P 180° P:2.00mm H:4.0mm	GbE LAN Signal 10/100/1000 LED Signal




Table 8: Daughter Board PCB Layout Legend

Label	Connector Type	Function
CN1	10/100/1000 Base-T RJ45 DIP 10P8C 90° LED: Green-Orange/Green	GbE LAN Port 10/100/1000 LED Indicator
CN2	Wire to board SMD 2*10P 180° P:2.00mm H:4.0mm	GbE LAN Signal 10/100/1000 LED Signal

2.6.2. Pin Define
Table 9: M.2 B-M Key Pin Define

Signal Name	Pin #	Pin #	Signal Name
		75	NC
3.3V	74	73	GND
3.3V	72	71	GND
3.3V	70	69	NC
NC	68	67	RESET#
Module Key M			
NC	58		
NC	56	57	GND
PE_WAKE_N	54	55	CLK+
GND	52	53	CLK-
PE_RST	50	51	GND
NC	48	49	RX+
NC	46	47	RX-
NC	44	45	GND
NC	42	43	TX+
NC	40	41	TX-
NC	38	39	GND
NC	36	37	NC
NC	34	35	NC
NC	32	33	GND
NC	30	31	NC
NC	28	29	NC
NC	26	27	GND
NC	24	25	NC
NC	22	23	NC
NC	20	21	NC
Module Key B			

NC	10	11	GND
NC	8	9	NC
NC	6	7	NC
3.3V	4	5	GND
3.3V	2	3	GND
		1	NC

2.6.3. I/O Connector Mechanical Drawing & Pin Defines

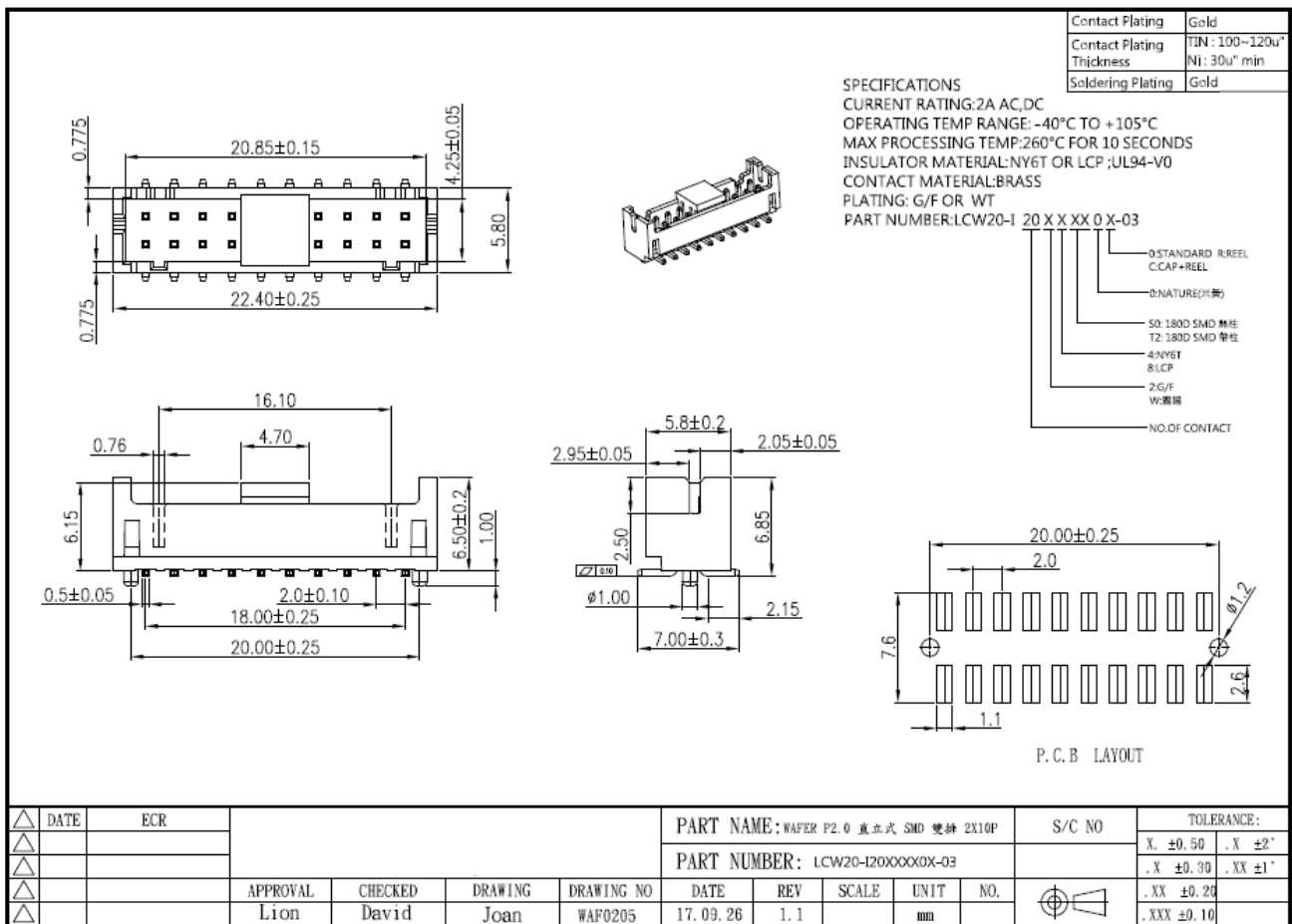


Figure 5: Wire to Board SMD 2*10P Connector Drawing

Table 10: Wire to Board SMD 2*10P Connector Pin Define

Signal Name	Pin #	Pin #	Signal Name
LINK_100_N	2	1	MDI0P_IC
LINK_ACT_N	4	3	MDI0N_IC
LINK_1000_N	6	5	MDI1P_IC
GND	8	7	MDI1N_IC
GND	10	9	MDI2P_IC
GND	12	11	MDI2N_IC
3.3V	14	13	MDI3P_IC
3.3V	16	15	MDI3N_IC
NC	18	17	NC
NC	20	19	NC

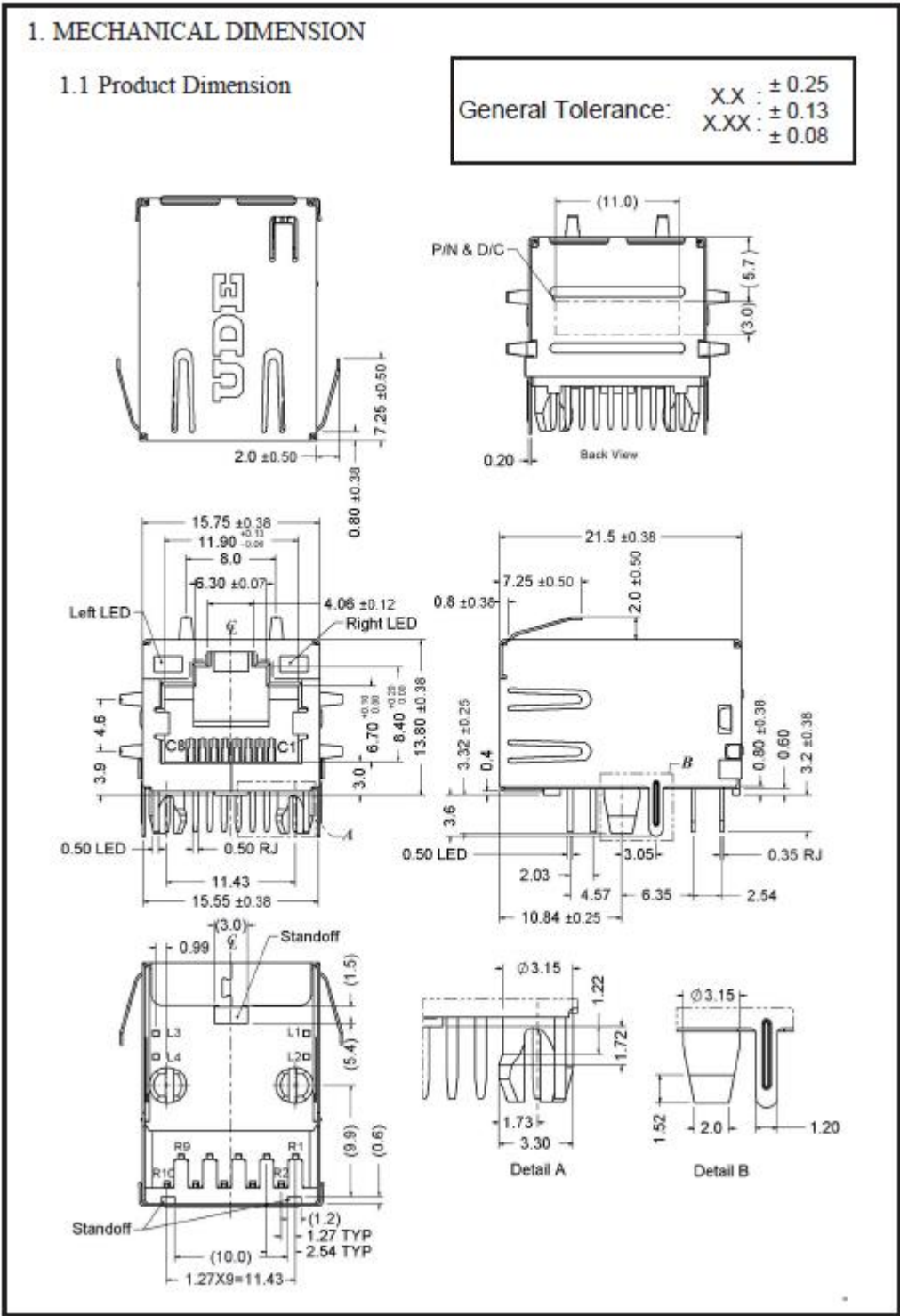
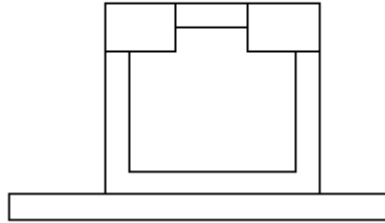


Figure 6: RJ45 Connector Drawing

Table 11: RJ45 LAN LED Table

Orange
/Green Green



Speed LED	
10M	OFF
100M	OFF
1G	Orange
Link-Activity LED	
Link-up	Green
Tx/Rx Activity	Blinking Green

2.6.4. EGPL-G1S1 Mechanical Drawing

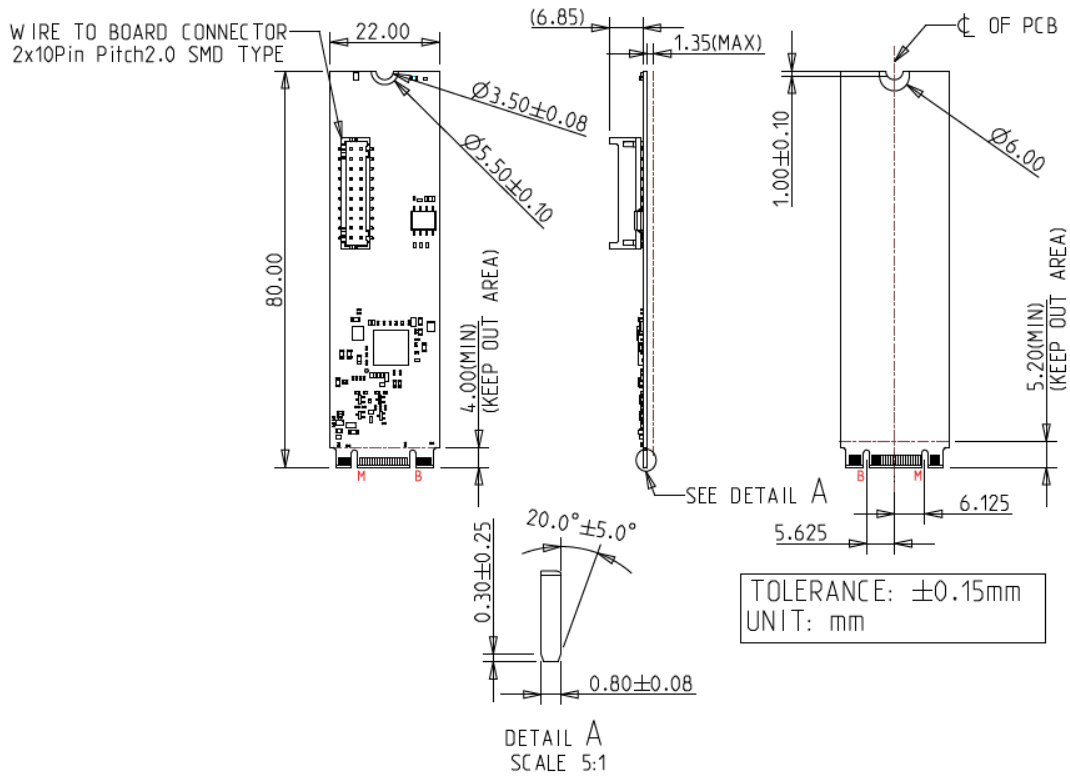


Figure 7: EGPL-G1S1 M.2 Board Drawing

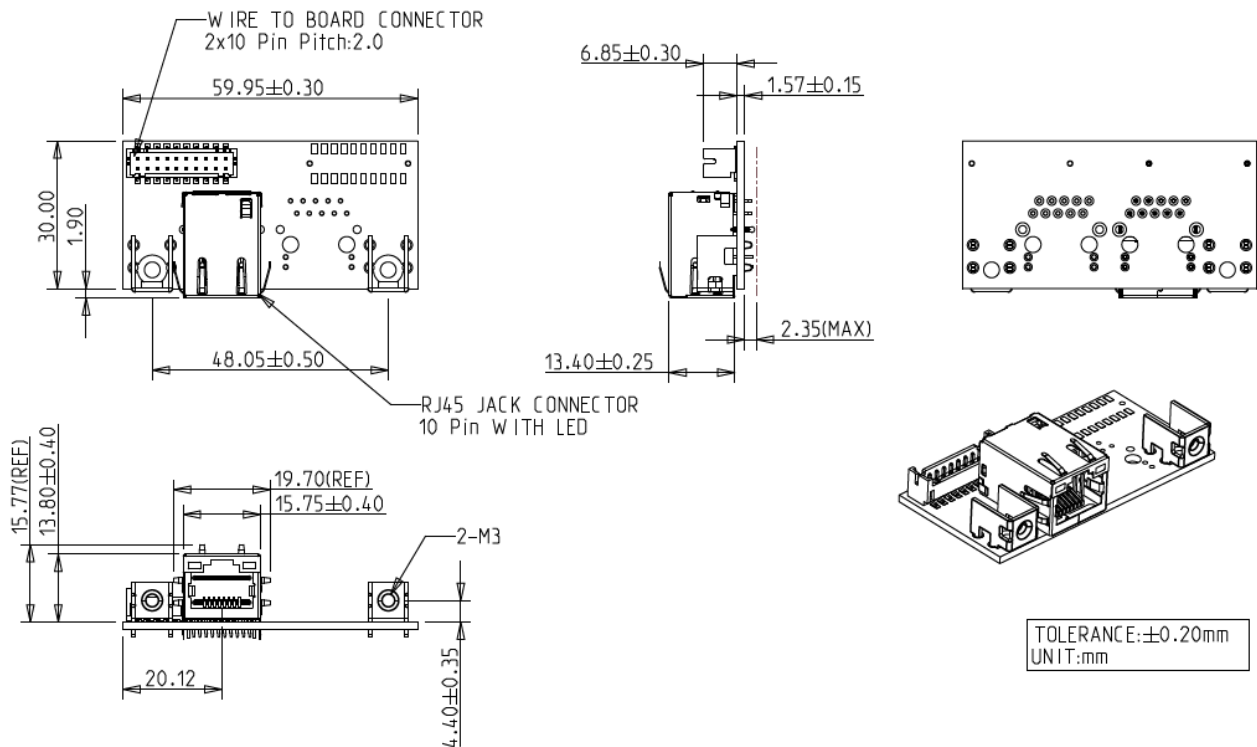


Figure 8: Mounting Hole Daughter Board Drawing (EGPL-G1S1-C1/W1)

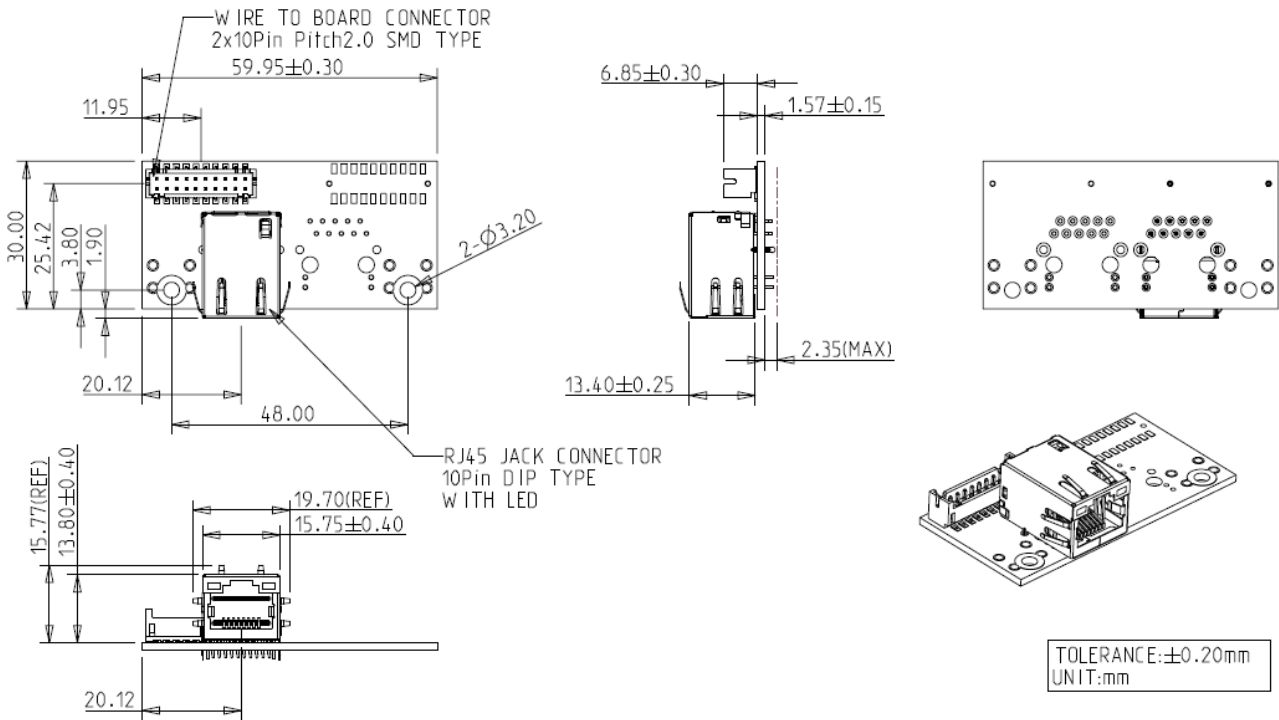


Figure 9: Bracket Daughter Board Drawing (EGPL-G1S1-C2/W2)

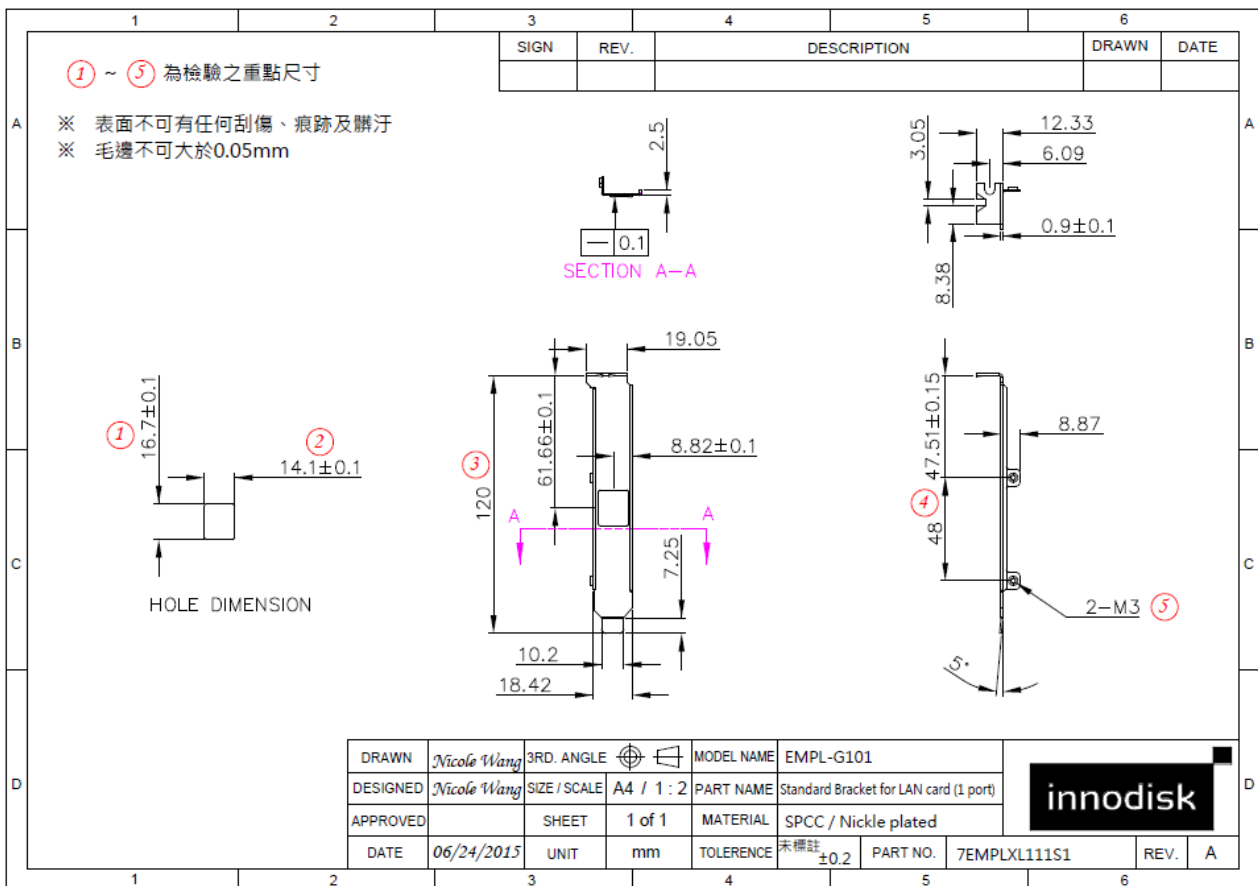


Figure 10: Bracket Drawing

2.6.5. Cable Mechanical Drawing

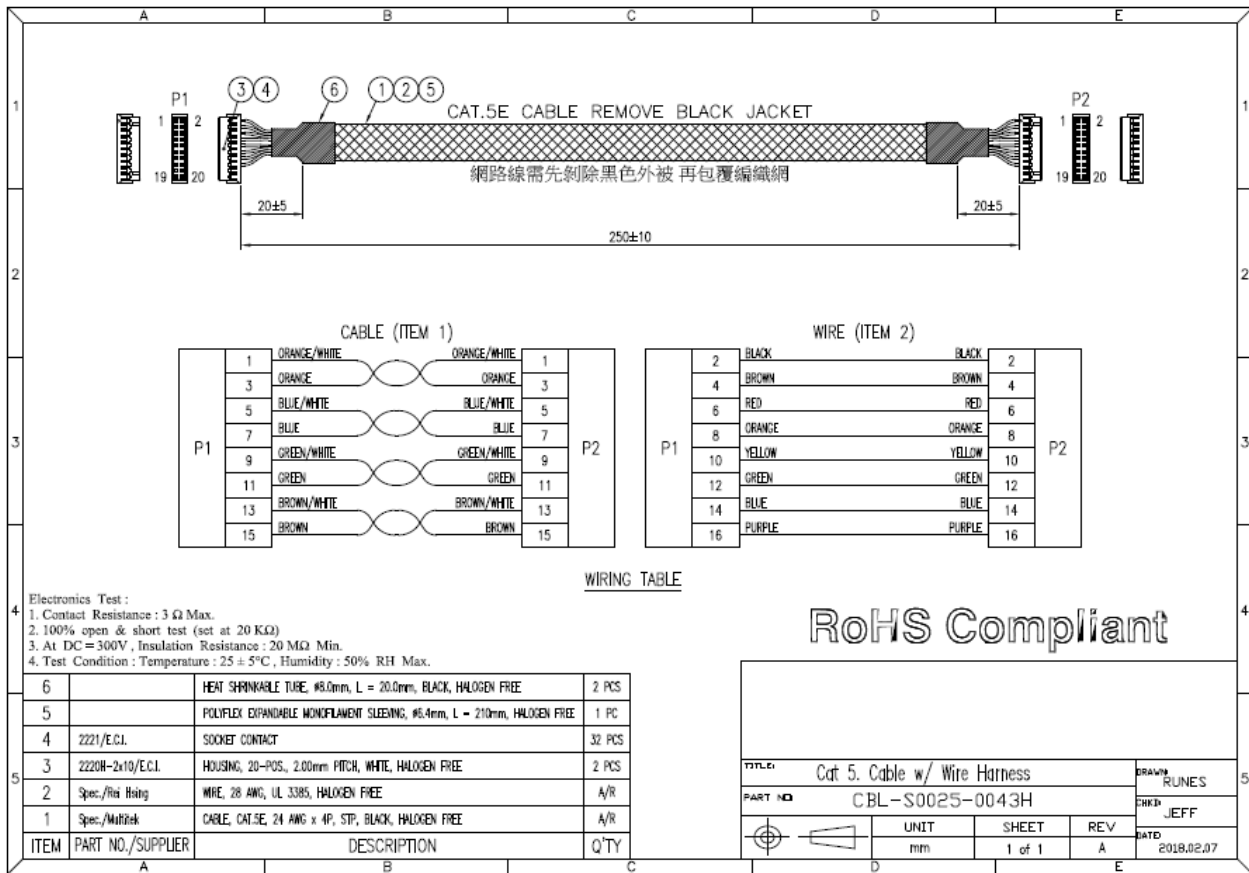


Figure 11: Board to Board LAN Cable Drawing

2.6.6. Packing List

- EGPL-G1S1 M.2 Board x 1
- EGPL-G1S1 Daughter Board x 1
- Board to Board LAN Cable x 1
- Bracket x 1 (EGPL-G1S1-C2/W2 only)
- Screw M3*5 Silver x 2 (EGPL-G1S1 C2/W2 only)

2.7. Software Support

- Windows: 10(64bit)
- Linux (igc): kernel 5.x version

3. Installation Guide

Please download driver from Myinnodisk web site.

<https://myinnodisk.innodisk.com/myinnodisk/Login.aspx>

Or you can download intel i225 chip driver from intel official web site directly.

<https://www.intel.com/content/www/us/en/products/details/ethernet/gigabit-controllers/i225-controllers/downloads.html>

4. Appedix

innodisk

宜鼎國際股份有限公司 Innodisk Corporation REACH Declaration

Tel:(02)7703-3000 Fax:(02) 7703-3555 Internet: <https://www.innodisk.com/>

Innodisk Corporation pursues its social responsibility for global environmental preservation by committing to be compliant with REACH regulation (REGULATION (EC) No 1907/2006).


We hereby confirm that the product(s),

Scope: Flash Memory, DRAM Module and Embedded Peripherals Products.

- The standard products of **not listed in the Appendix2** meet the requirements of REACH SVHC regulations(SVHCs < 0.1% in Article), as described in the candidate list table currently including 224 substances and shown on the ECHA website. (<http://echa.europa.eu/de/candidate-list-table>).
- The standard products listed in the **Appendix2** contain(s) one or more hazardous substances or constituents exceeding 0.1 % by weight in article if not otherwise specified in candidate list table.
Where the threshold value is exceeded, the substances in question are to be declared in accompanying. (SVHCs > 0.1% in Article).
- Comply with REACH Annex XVII.

Guarantor

Company name 公司名稱： Innodisk Corporation 宜鼎國際股份有限公司

Company Representative 公司代表人：  陳怡全

Company Representative Title 公司代表人職稱： QA Manager 品保經理

Date 日期： 2022 / 06 / 14



RoHS 自我宣告書 (RoHS Declaration of Conformity)

Manufacturer Products: All Innodisk EM FLASH, DRAM and EP products

- 一、 宜鼎國際股份有限公司（以下稱本公司）特此保證售予貴公司之所有產品，皆符合歐盟 2011/65/EU 及 (EU) 2015/863 關於 RoHS 之規範要求。
Innodisk Corporation declares that all products sold to the company, are complied with European Union RoHS Directive (2011/65/EU) and (EU) 2015/863 requirement.
- 二、 本公司同意因本保證書或與本保證書相關事宜有所爭議時，雙方宜友好協商，達成協議。
Innodisk Corporation agrees that both parties shall settle any dispute arising from or in connection with this Declaration of Conformity by friendly negotiations.
- 三、 本公司聲明我們的產品符合 RoHS 指令的附件中 7(a)、7(c)-I、6(c) 允許豁免。
We declare, our products permitted by the following exemptions specified in the Annex of the RoHS directive.
- ※ 7(a) Lead in high melting temperature type solders (i.e. lead-based alloys containing 85% by weight or more lead).
 - ※ 7(c)-I Electrical and electronic components containing lead in a glass or ceramic other than dielectric ceramic in capacitors, e.g. piezoelectric devices, or in a glass or ceramic matrix compound.
 - ※ 6(c) Copper alloy containing up to 4% lead by weight.
(This exemption applies to products that use antennas)

Name of hazardous substance	Limited of RoHS ppm (mg/kg)
鉛 (Pb)	< 1000 ppm
汞 (Hg)	< 1000 ppm
鎘 (Cd)	< 100 ppm
六價鉻 (Cr 6+)	< 1000 ppm
多溴聯苯 (PBBs)	< 1000 ppm
多溴二苯醚 (PBDEs)	< 1000 ppm
鄰苯二甲酸二(2-乙基己基)酯 (DEHP)	< 1000 ppm
鄰苯二甲酸丁酯苯甲酯 (BBP)	< 1000 ppm
鄰苯二甲酸二丁酯 (DBP)	< 1000 ppm

宜鼎國際股份有限公司
Innodisk Corporation

鄰苯二甲酸二異丁酯 (DIBP)	< 1000 ppm
------------------	------------

立 保 證 書 人 (Guarantor)

Company name 公司名稱： Innodisk Corporation 宜鼎國際股份有限公司

Company Representative 公司代表人： Randy Chien 簡川勝

Company Representative Title 公司代表人職稱： Chairman 董事長

Date 日期： 2021 / 06 / 09





TEST REPORT

CERTIFICATE OF CONFORMITY

Standard: ICES-003:2020 Issue 7, Class B
 ICES-Gen:2018 Issue 1 +A1:2021
 ANSI C63.4-2014 amended as per ANSI C63.4a-2017

Report No.: CIBDBO-WTW-P22070269

Model No.: EGPL-G1S1

Received Date: 2022/7/13

Test Date: 2022/7/18 ~ 2022/7/24

Issued Date: 2022/8/17

Applicant: Innodisk Corporation

Address: 5F., No. 237, Sec. 1, Datong Rd., Xizhi Dist., New Taipei City 221005, Taiwan (R.O.C.)

Issued By: Bureau Veritas Consumer Products Services (H.K.) Ltd., Taoyuan Branch
 Lin Kou Laboratories

Lab Address: No. 47-2, 14th Ling, Chia Pau Vil., Lin Kou Dist., New Taipei City, Taiwan

Test Location: No. 47-2, 14th Ling, Chia Pau Vil., Lin Kou Dist., New Taipei City, Taiwan

Approved by: _____

Jim Hsiang

, Date: _____

2022/8/17

Jim Hsiang / Associate Technical Manager

This test report consists of 24 pages in total. It may be duplicated completely for legal use with the approval of the applicant. It should not be reproduced except in full, without the written approval of our laboratory. The test results in the report only apply to the tested sample. The test results in this report are traceable to the national or international standards.

Prepared by : Celia Chen / Supervisor



This report is governed by, and incorporates by reference, the Conditions of Testing as posted at the date of issuance of this report at <http://www.bureauveritas.com/home/about-us/our-business/cps/about-us/terms-conditions/> and is intended for your exclusive use. Any copying or replication of this report to or for any other person or entity, or use of our name or trademark, is permitted only with our prior written permission. This report sets forth our findings solely with respect to the test samples identified herein. The results set forth in this report are not indicative or representative of the quality or characteristics of the lot from which a test sample was taken or any similar or identical product unless specifically and expressly noted. Our report includes all of the tests requested by you and the results thereof based upon the information that you provided to us. Measurement uncertainty is only provided upon request for accredited tests. Statements of conformity are based on simple acceptance criteria without taking measurement uncertainty into account, unless otherwise requested in writing. You have 60 days from date of issuance of this report to notify us of any material error or omission caused by our negligence or if you require measurement uncertainty; provided, however, that such notice shall be in writing and shall specifically address the issue you wish to raise. A failure to raise such issue within the prescribed time shall constitute your unqualified acceptance of the completeness of this report, the tests conducted and the correctness of the report contents.



TEST REPORT

CERTIFICATE OF CONFORMITY

Standard: 47 CFR FCC Part 15, Subpart B, Class B
ANSI C63.4:2014

Report No.: FDBDBO-WTW-P22070269

Model No.: EGPL-G1S1

Received Date: 2022/7/13

Test Date: 2022/7/18 ~ 2022/7/24

Issued Date: 2022/8/17

Applicant: Innodisk Corporation

Address: 5F., No. 237, Sec. 1, Datong Rd., Xizhi Dist., New Taipei City 221005, Taiwan (R.O.C.)

Issued By: Bureau Veritas Consumer Products Services (H.K.) Ltd., Taoyuan Branch
Lin Kou Laboratories

Lab Address: No. 47-2, 14th Ling, Chia Pau Vil., Lin Kou Dist., New Taipei City, Taiwan

Test Location: No. 47-2, 14th Ling, Chia Pau Vil., Lin Kou Dist., New Taipei City, Taiwan

FCC Registration /

Designation Number: 418586 / TW1078

Approved by:

Jim Hsiang

, Date:

2022/8/17

Jim Hsiang / Associate Technical Manager

This test report consists of 24 pages in total. It may be duplicated completely for legal use with the approval of the applicant. It should not be reproduced except in full, without the written approval of our laboratory. The test results in the report only apply to the tested sample. The test results in this report are traceable to the national or international standards.



Prepared by : Celia Chen / Supervisor

This report is governed by, and incorporates by reference, the Conditions of Testing as posted at the date of issuance of this report at <http://www.bureauveritas.com/home/about-us/our-business/cps/about-us/terms-conditions/> and is intended for your exclusive use. Any copying or replication of this report to or for any other person or entity, or use of our name or trademark, is permitted only with our prior written permission. This report sets forth our findings solely with respect to the test samples identified herein. The results set forth in this report are not indicative or representative of the quality or characteristics of the lot from which a test sample was taken or any similar or identical product unless specifically and expressly noted. Our report includes all of the tests requested by you and the results thereof based upon the information that you provided to us. Measurement uncertainty is only provided upon request for accredited tests. Statements of conformity are based on simple acceptance criteria without taking measurement uncertainty into account, unless otherwise requested in writing. You have 60 days from date of issuance of this report to notify us of any material error or omission caused by our negligence or if you require measurement uncertainty; provided, however, that such notice shall be in writing and shall specifically address the issue you wish to raise. A failure to raise such issue within the prescribed time shall constitute your unqualified acceptance of the completeness of this report, the tests conducted and the correctness of the report contents.

CERTIFICATE OF CONFORMITY



Product : M.2 2280 to Single GbE LAN module
Brand : Innodisk
Model No. : EGPL-G1S1
Applicant : Innodisk Corporation
Report No. : CEBDBO-WTW-P22070269

We, **Bureau Veritas Consumer Products Services (H.K.) Ltd., Taoyuan Branch**, declare that the equipment above has been tested in our facility and found compliance with the requirement limits of applicable standards, in accordance with the Directive 2014/30/EU. The test record, data evaluation and Equipment Under Test (EUT) configurations represented herein are true and accurate under the standards herein specified.

EN 55032:2015 +A11:2020, Class B

EN 61000-3-2:2014 (Not Applicable)

EN IEC 61000-3-2:2019 +A1:2021 (Not Applicable)

EN 61000-3-3:2013 +A2:2021 (Not Applicable)

EN 55035:2017 +A11:2020

EN 61000-4-2:2009 / IEC 61000-4-2:2008 ED. 2.0

EN 61000-4-3:2006 +A1:2008 +A2:2010 / IEC 61000-4-3:2010 ED. 3.2

EN IEC 61000-4-3:2020 / IEC 61000-4-3:2020 ED. 4.0

EN 61000-4-4:2012 / IEC 61000-4-4:2012 ED. 3.0

EN 61000-4-5:2014 +A1:2017 / IEC 61000-4-5:2017 ED. 3.1 (Not Applicable)

EN 61000-4-6:2014 +AC:2015 / IEC 61000-4-6:2013 ED. 4.0

EN 61000-4-8:2010 / IEC 61000-4-8:2009 ED. 2.0

EN 61000-4-11:2004 +A1: 2017 / IEC 61000-4-11:2017 ED. 2.1 (Not Applicable)

EN IEC 61000-4-11:2020 / IEC 61000-4-11:2020 ED. 3.0 (Not Applicable)

NOTE: The above EN/IEC basic standards are applied with latest version if customer has no special requirement.

Jim Hsiang

Jim Hsiang / Associate Technical Manager

2022/8/17



No. 47-2, 14th Ling, Chia Pau Vil., Lin Kou Dist., New Taipei City, Taiwan

Tel: 886-2-26052180 Fax: 886-2-26051924

<http://www.bureauveritas-adt.com> E-Mail: service.adt@tw.bureauveritas.com

CERTIFICATE OF CONFORMITY



Product : M.2 2280 to Single GbE LAN module
Brand : Innodisk
Model No. : EGPL-G1S1
Applicant : Innodisk Corporation
Report No. : CEBDBO-WTW-P22070269

We, **Bureau Veritas Consumer Products Services (H.K.) Ltd., Taoyuan Branch**, declare that the equipment above has been tested in our facility and found compliance with the requirement limits of applicable standards, in accordance with the Electromagnetic Compatibility Regulations 2016 (S.I. 2016/1091). The test record, data evaluation and Equipment Under Test (EUT) configurations represented herein are true and accurate under the standards herein specified.

BS EN 55032:2015 +A11:2020, Class B
BS EN 61000-3-2:2014 (Not Applicable)
BS EN IEC 61000-3-2:2019+A1:2021 (Not Applicable)
BS EN 61000-3-3:2013+A2:2021 (Not Applicable)
BS EN 55035:2017 +A11:2020
 BS EN 61000-4-2:2009
 BS EN 61000-4-3:2006 +A1:2008 +A2:2010
 BS EN IEC 61000-4-3:2020
 BS EN 61000-4-4:2012
 BS EN 61000-4-5:2014 +A1:2017 (Not Applicable)
 BS EN 61000-4-6:2014 +AC:2015
 BS EN 61000-4-8:2010
 BS EN 61000-4-11:2004 +A1: 2017 (Not Applicable)
 BS EN IEC 61000-4-11:2020 (Not Applicable)

NOTE: The above BS EN basic standards are applied with latest version if customer has no special requirement.

Jim Hsiang

Jim Hsiang / Associate Technical Manager

2022/8/17



No. 47-2, 14th Ling, Chia Pau Vil., Lin Kou Dist., New Taipei City, Taiwan
 Tel: 886-2-26052180 Fax: 886-2-26051924
<http://www.bureauveritas-adt.com> E-Mail: service.adt@tw.bureauveritas.com

Contact us

Headquarters (Taiwan)

5F., No. 237, Sec. 1, Datong Rd., Xizhi Dist., New Taipei City 221, Taiwan

Tel: +886-2-77033000

Email: sales@innodisk.com

Branch Offices:

USA

usasales@innodisk.com

+1-510-770-9421

Europe

eusales@innodisk.com

+31-40-3045-400

Japan

jpsales@innodisk.com

+81-3-6667-0161

China

sales_cn@innodisk.com

+86-755-2167-3689

www.innodisk.com

© 2022 Innodisk Corporation.

All right reserved. Specifications are subject to change without prior notice.

April 18, 2023