



# A53

2U Passive Air Cooler

**PRODUCT SPECIFICATIONS**

Specification Version: 07/01/2023

*(Specifications are subject to change without notice)*

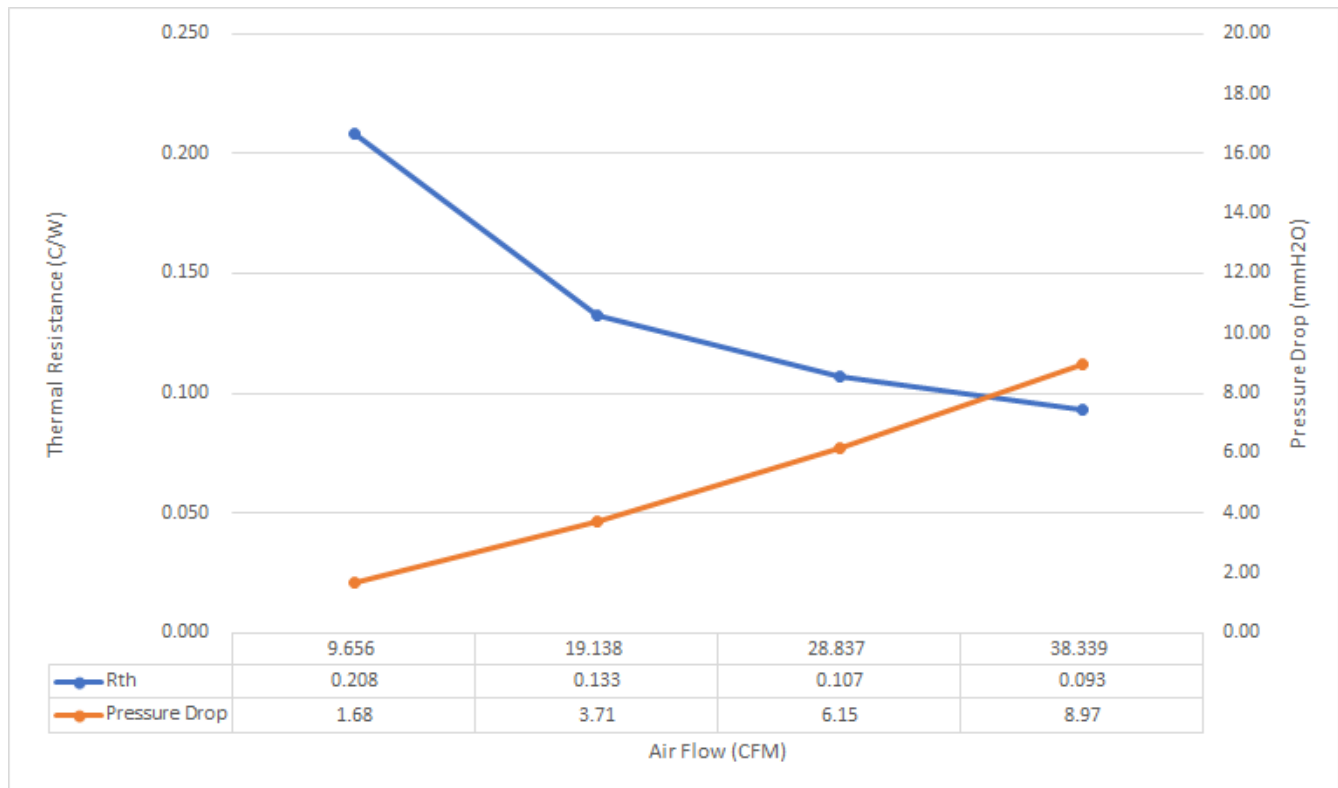
## Model Number: A53

- Recommend for AMD® CPU as following
  - AMD® EPYC™ Processor, Socket SP6
- Passive Air Cooler for 2U Server and Up

## Overall Specification

|                |  |
|----------------|--|
| Dimension      | 113.0 x 80.0 x 64.0 mm                                     |
| Weight         | 424g   |
| Material       | Aluminum Base, Aluminum Stacked Fin with Heatpipe Embedded |
| Thermal Grease | Shin-Etsu 7762 Pre-Printed                                 |
| TDP            | SP6: 225W<br>TR5: 350W                                     |

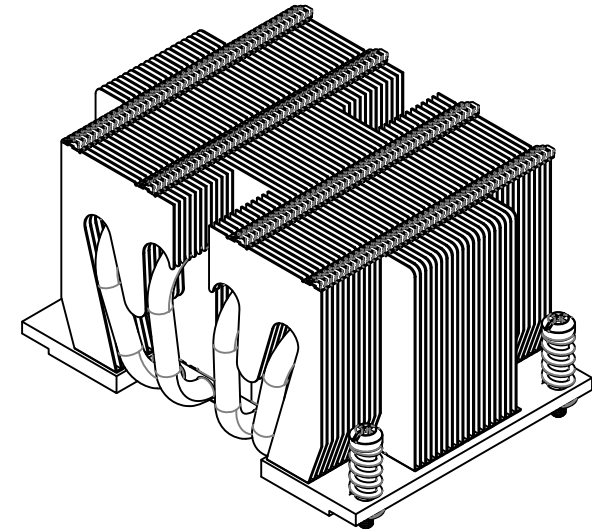
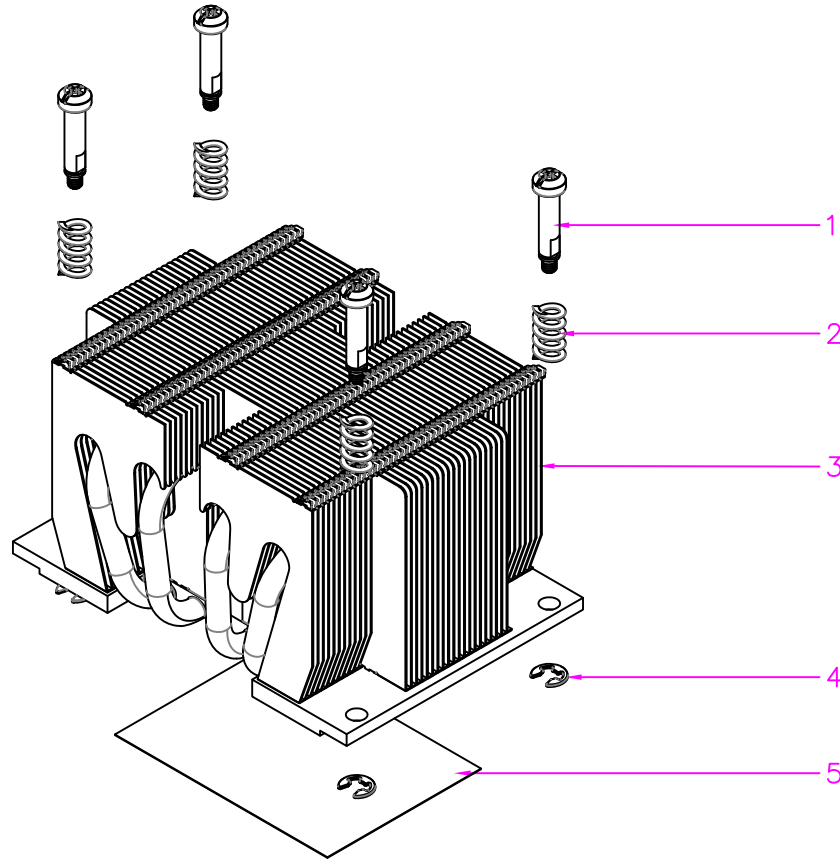
## Performance Chart: Passive Cooler A53 Thermal Resistance vs. Air Flow Rate




CONFIDENTIAL DOCUMENT

THIS DRAWING CONTAINS INFORMATION PROPRIETARY TO DYNATRON CORPORATION AND DYNAEON INDUSTRIAL CO., LTD. ANY REPRODUCTION, DISCLOSURE, OR USE OF THIS DRAWING IS EXPRESSLY PROHIBITED EXCEPT AS DYNATRON CORPORATION AND DYNAEON INDUSTRIAL CO., LTD. MAY OTHERWISE AGREE TO IN WRITING.

| REV# | DESCRIPTION                | CHECKER | DATE     |
|------|----------------------------|---------|----------|
| 0.0  | INITIAL RELEASE            | Engr.   | 06/30/23 |
| 0.1  | THERMAL GREASE SIZE UPDATE | Engr.   | 07/01/23 |



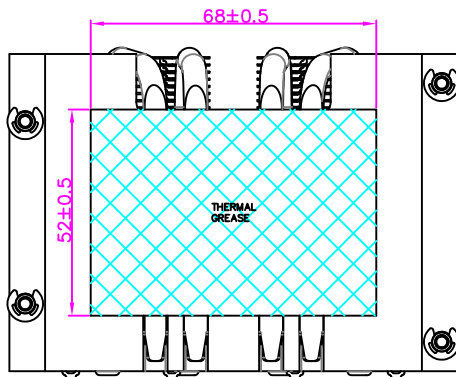
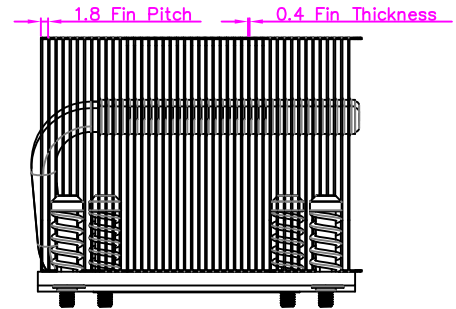
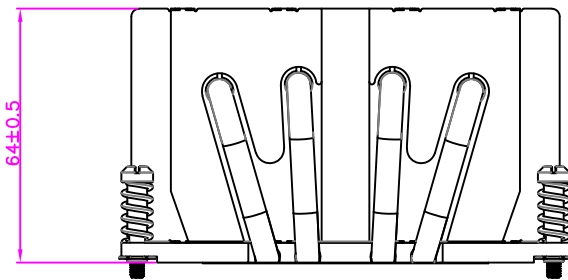
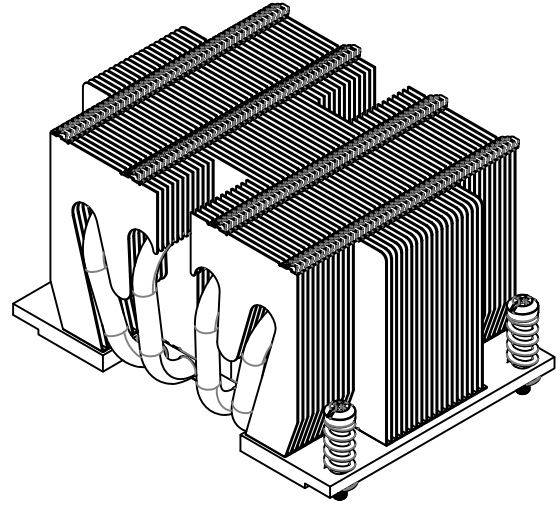
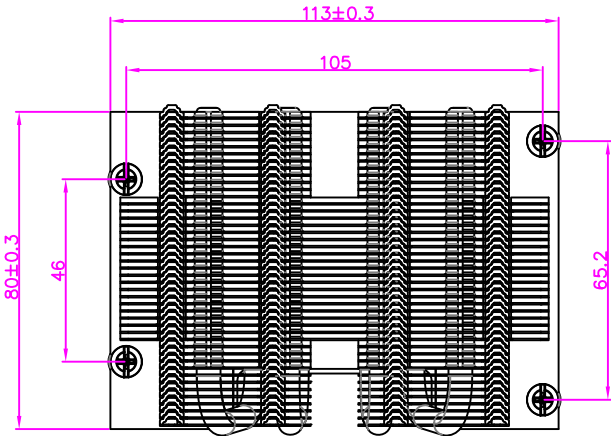
| 5      | THERMAL GREASE         | SHIN-ETSU X-23-7762          | 1    |
|--------|------------------------|------------------------------|------|
| 4      | HEATSINK CLIP          | STEEL                        | 4    |
| 3      | HEATSINK               | HEAT PIPES, AL BASE, AL FINS | 1    |
| 2      | HEATSINK SPRING (0890) | SWP                          | 4    |
| 1      | HEATSINK SCREW (4380)  | STEEL                        | 4    |
| ITEM # | DESCRIPTION            | MATERIAL                     | QTY. |

|  |          |       |   |
|--|----------|-------|---|
|  | DATE     | NAME  | <br>DYNATRON CORPORATION |
| DRAWN  | 07/01/23 | Engr. |   |
| CHECKED  | 07/01/23 | Engr. |   |
| ENG. APPR.   |          |       |   |
| MFG. APPR.   |          |       |   |
| TITLE:<br>2U Air Cooler A53<br>BOM & Exploded Assembly Drawing |          |       |   |
| COMMENTS:  |          |       | DWG. No:<br>DYN-EP-A53  |
|  |          |       | REV<br>0.1  |

NOTES:

1. THE FIGURE IS FOR REFERENCE ONLY, AND NOT FOR SCALE

| REV# | DESCRIPTION                | CHECKER | DATE     |
|------|----------------------------|---------|----------|
| 0.0  | INITIAL RELEASE            | ENGR    | 08/29/23 |
| 0.1  | THERMAL GREASE SIZE UPDATE | ENGR    | 07/20/23 |



|               | NAME | DATE       |
|---------------|------|------------|
| DRAWN BY      | ENGR | 07/01/2023 |
| CHECKED BY    | ENGR | 07/01/2023 |
| ENG. APPROVED |      |            |
| MFG. APPROVED | -    | -          |




**DYNATRON CORPORATION**

TITLE: 2U Air Cooler A53  
Overall Dimension Drawing

**CONFIDENTIAL DOCUMENT**  
THIS DRAWING CONTAINS INFORMATION PROPRIETARY TO DYNATRON CORPORATION AND DYNAEON INDUSTRIAL CO., LTD. ANY REPRODUCTION, DISCLOSURE, OR USE OF THIS DRAWING IS EXPRESSLY PROHIBITED EXCEPT AS DYNATRON CORPORATION AND DYNAEON INDUSTRIAL CO., LTD. MAY OTHERWISE AGREE TO IN WRITING.

| VIEW  | SYMBOL | DWG. No:   | REV. |
|-------|--------|------------|------|
| UNITS | MM     | DYN-DM-A53 | 0.1  |

# SOCKET SP6 COOLER INSTALLATION INSTRUCTION



HEATSINK ASSEMBLY  
ORDER 1,2,3,4

HEATSINK DISASSEMBLY  
ORDER 4,3,2,1

TORQUE = 12.5 - 15.1 KG -CM

ALL SCREWS SHOULD BE  
TIGHTENED/RELEASED EVENLY, AVOIDING  
TIGHTENING/RELEASING ANY SCREWS TO THE  
BOTTOM/TOP AT ONCE

**A53** | Socket SP6

## Publication History:

07/01/2023: Thermal Grease Size Update

06/30/2023: Initial Release

*(Specifications are subject to change without notice)*