



A54

2U Active Air Cooler

PRODUCT SPECIFICATIONS

Specification Version: 07/01/2023

(Specifications are subject to change without notice)

Model Number: A54

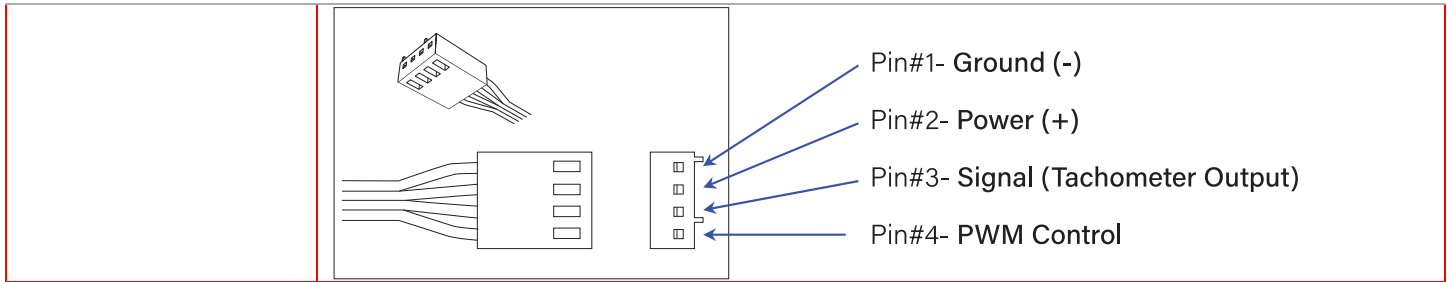
- Recommend for AMD® CPU as following
 - AMD® EPYC™ Processor, Socket SP6
- Active Air Cooler for 2U Server and Up

Overall Specification

Dimension	119.0 x 79.0 x 66.0 mm
Weight	455g
Material	Aluminum Heatsink with Heatpipe Embedded
Thermal Grease	Shin-Etsu 7762 Pre-Printed
TDP	SP6: 225W TR5: 350W

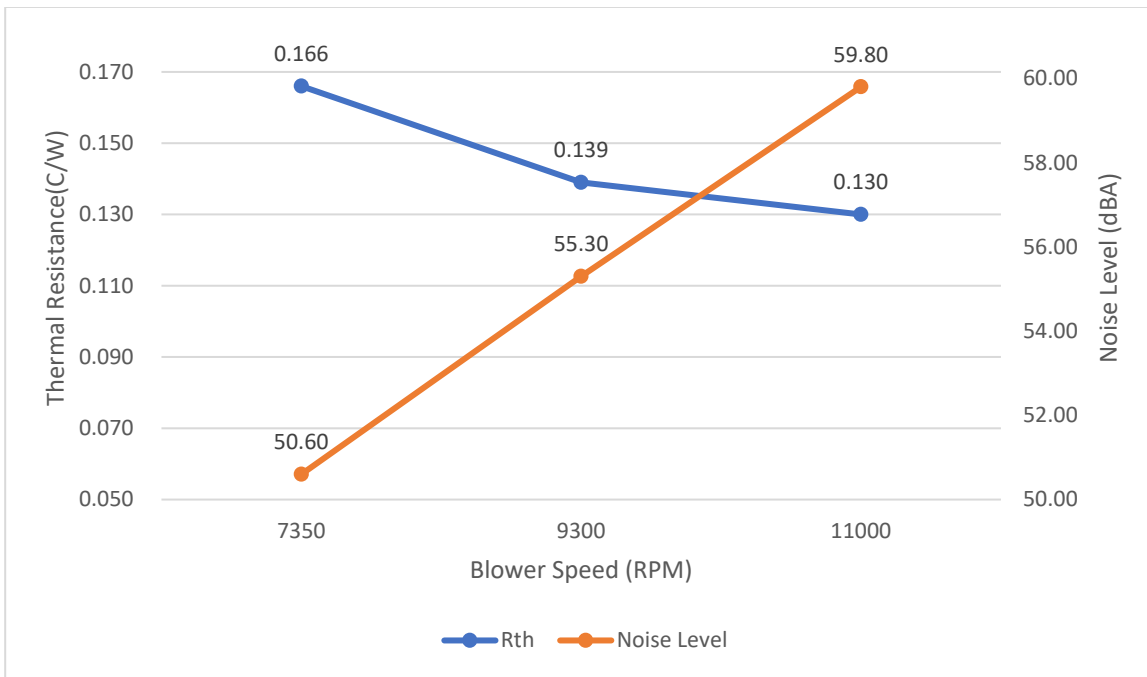
Cooling Fan Specification

Model Number	DF126025BU - PWMH
Dimension	60 x 60 x 25 mm
Bearing	Double Ball
Rated Voltage	12V
Rated Speed	At Duty Cycle 0~20%: 2300 ± 10% RPM At Duty Cycle 50%: 5400 ± 10% RPM At Duty Cycle 100%: 11000 ± 10% RPM
Input Power	At Duty Cycle 0~20%: 0.84 W At Duty Cycle 50%: 2.76 W At Duty Cycle 100%: 18.0 W
Maximum Airflow	At Duty Cycle 0~20%: 11.91 CFM At Duty Cycle 50%: 28.38 CFM At Duty Cycle 100%: 58.31 CFM
Rated Static Pressure	At Duty Cycle 0~20%: 1.48 mm-H2O At Duty Cycle 50%: 7.54 mm-H2O At Duty Cycle 100%: 28.8 mm-H2O
Acoustical Noise	At Duty Cycle 0~20%: 25.8 dBA At Duty Cycle 50%: 44.4 dBA At Duty Cycle 100%: 59.8 dBA
Lead Wire Pin Out	Pin#1- Black(-) Pin#2- Yellow(+) Pin#3- Green(Tachometer/ Signal Output) Pin#4- Blue (PWM)

A54 | Socket SP6


Performance Chart: Passive Cooler A54 Thermal Resistance

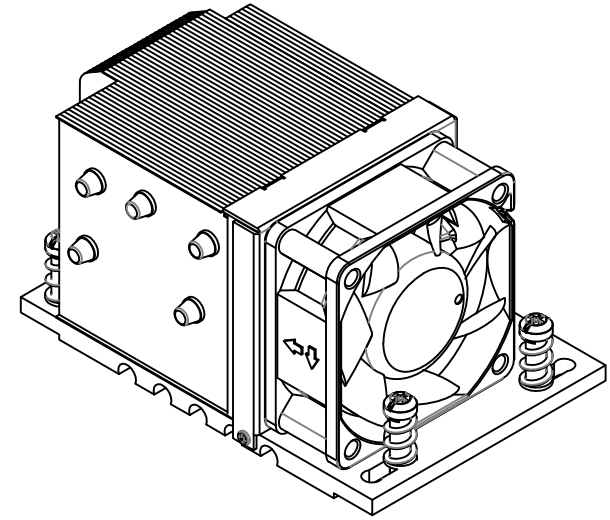
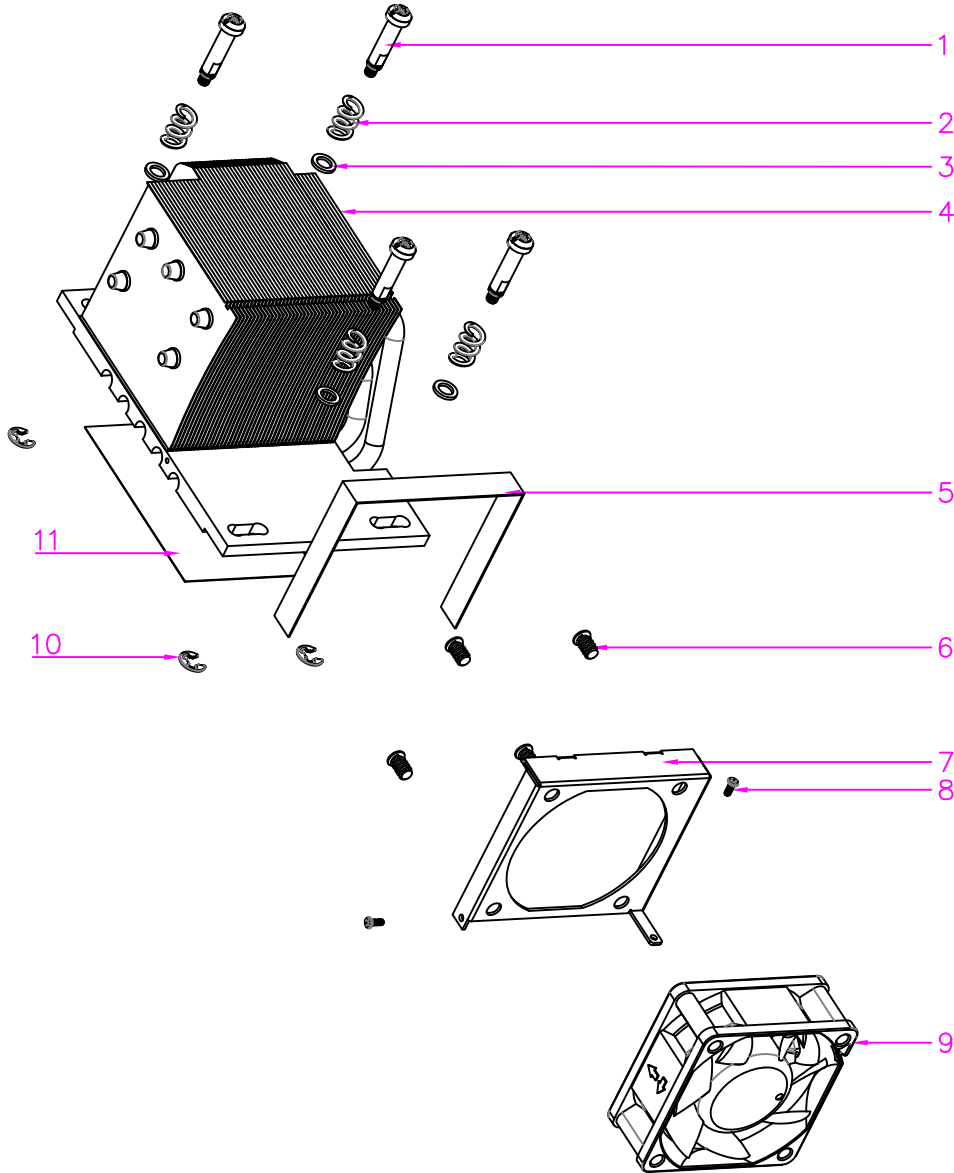
Thermal Resistance vs. Fan Speed




CONFIDENTIAL DOCUMENT

THIS DRAWING CONTAINS INFORMATION PROPRIETARY TO DYNATRON CORPORATION AND DYNAEON INDUSTRIAL CO., LTD. ANY REPRODUCTION, DISCLOSURE, OR USE OF THIS DRAWING IS EXPRESSLY PROHIBITED EXCEPT AS DYNATRON CORPORATION AND DYNAEON INDUSTRIAL CO., LTD. MAY OTHERWISE AGREE TO IN WRITING.

REV#	DESCRIPTION	CHECKER	DATE
0.0	INITIAL RELEASE	Engr.	06/30/23
0.1	THERMAL GREASE SIZE UPDATE	Engr.	07/01/23



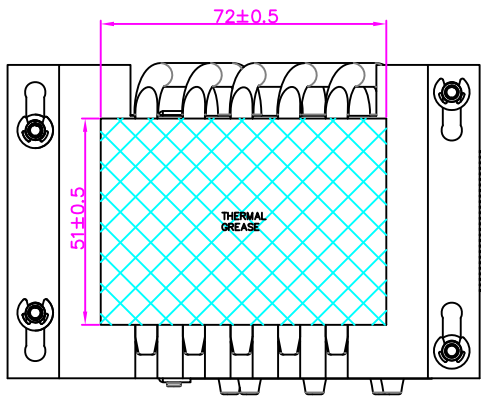
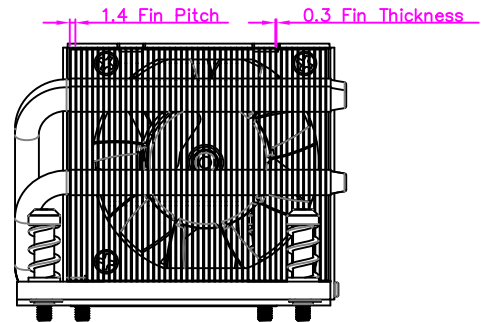
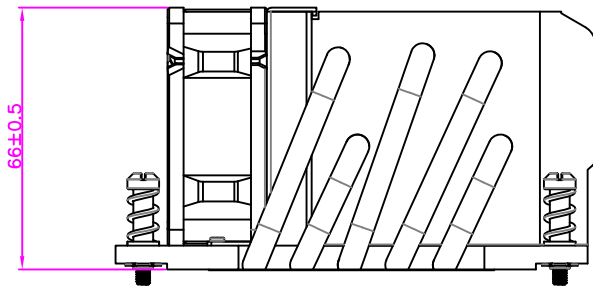
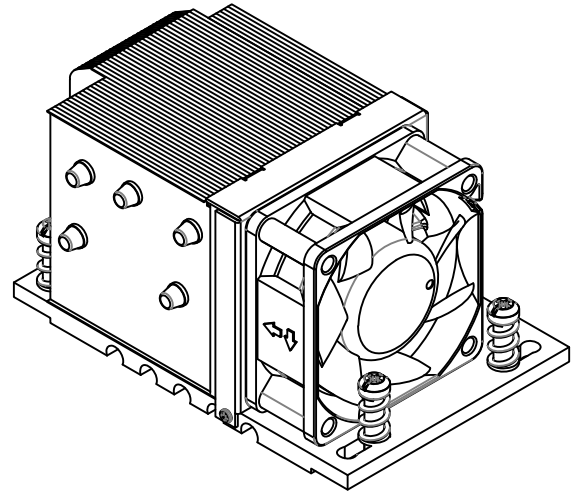
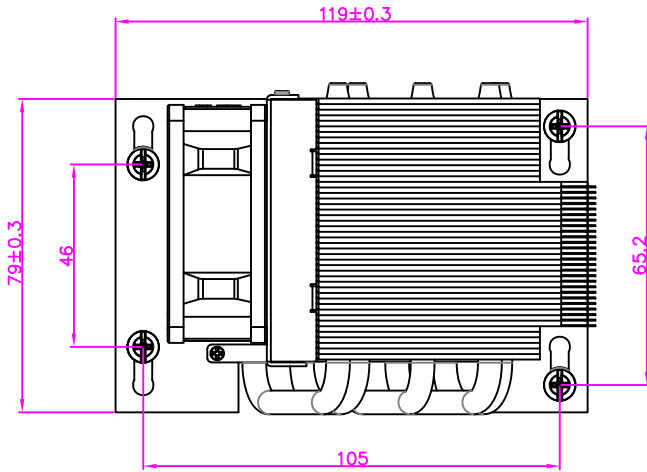
11	THERMAL GREASE	SHIN-ETSU X-23-7762	N/A
10	HEATSINK CLIP (51900010)	STEEL	4
9	FAN, LE06250019 (6025-11000RPM)	PBT	1
8	FAN BRACKET SCREW (50901620)	STEEL	2
7	FAN BRACKET	AL 5052	1
6	FAN SCREW (50900380)	STEEL	4
5	FAN BRACKET GASKET	FOAM SHEET	1
4	HEATSINK	HEAT PIPES, AL BASE, AL FINS	1
3	WASHER	STEEL	4
2	HEATSINK SPRING (50600850)	SWP	4
1	HEATSINK SCREW (50904380)	STEEL	4
ITEM #	DESCRIPTION	MATERIAL	QTY.

DATE	NAME	 DYNATRON CORPORATION
07/01/23	Engr.	
CHECKED	Engr.	
ENG. APPR.		
MFG. APPR.		
TITLE: 1U Air Cooler A54 BOM & Exploded Assembly Drawing		DWG. No: DYN-EP-A54
COMMENTS:		

NOTES:

1. THE FIGURE IS FOR REFERENCE ONLY, AND NOT FOR SCALE

REV#	DESCRIPTION	CHECKER	DATE
0.0	INITIAL RELEASE	ENGR	08/29/23
0.1	THERMAL GREASE SIZE UPDATE	ENGR	07/20/23



	NAME	DATE
DRAWN BY	ENGR	07/01/2023
CHECKED BY	ENGR	07/01/2023
ENG. APPROVED		
MFG. APPROVED	-	-




DYNATRON CORPORATION

TITLE: 2U Air Cooler A54
Overall Dimension Drawing

CONFIDENTIAL DOCUMENT
THIS DRAWING CONTAINS INFORMATION PROPRIETARY TO DYNATRON CORPORATION AND DYNAEON INDUSTRIAL CO., LTD. ANY REPRODUCTION, DISCLOSURE, OR USE OF THIS DRAWING IS EXPRESSLY PROHIBITED EXCEPT AS DYNATRON CORPORATION AND DYNAEON INDUSTRIAL CO., LTD. MAY OTHERWISE AGREE TO IN WRITING.

VIEW		DWG. No:	REV.
UNITS	MM	DYN-DM-A54	0.1

SOCKET SP6 COOLER INSTALLATION INSTRUCTION



HEATSINK ASSEMBLY
ORDER 1,2,3,4

HEATSINK DISASSEMBLY
ORDER 4,3,2,1

TORQUE = 12.5 - 15.1 KG -CM

ALL SCREWS SHOULD BE
TIGHTENED/RELEASED EVENLY, AVOIDING
TIGHTENING/RELEASING ANY SCREWS TO THE
BOTTOM/TOP AT ONCE

Publication History:

07/01/2023: Thermal Grease Size Update

06/30/2023: Initial Release

(Specifications are subject to change without notice)