

DisplayPort to HDMI converter board (For IEI IDP connector), RoHs

DP-HDMI-R10

Quick Installation Guide

Version 1.0

November 26, 2021

Package Contents

DP-HDMI-R10 package includes the following items:

- 1 x DP-HDMI adapter card
- 1 x Internal DisplayPort cable
- 1 x QIG (Quick Installation Guide)



©2021 Copyright by IEI Integration Corp.
All rights reserved.

Features:

- DisplayPort to HDMI output
- Resolution support up to 1920x1200

Specifications:

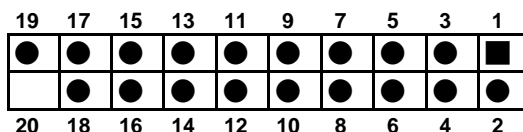
- Display IC: Parade - PS161
- Internal DisplayPort Connector: 1 x 20-pin (2x10) box header
- Humidity: Operation: 5% ~ 95%, non-condensing
- Temperature: -10°C ~ 60°C
- Dimension: 50 mm x 50 mm
- Weight: 70g

Ordering Information

- **DP-HDMI-R10**: DisplayPort to HDMI converter board (For IEI IDP connector)

Table of Connectors

CN1 : IEI Internal Display Port			
PIN NO.	DESCRIPTION	PIN NO.	DESCRIPTION
1	+5V	2	DPD_OB_LANE1_N
3	DPD_OB_LANE1_P	4	GND
5	DPD_OB_LANE3_N	6	DPD_OB_LANE3_P
7	GND	8	AUX_CTRL_DET_D
9	GND	10	DDI1_HPD#
11	DPD_AUX_CTRL_P2	12	DPD_AUX_CTRL_N2
13	GND	14	DPD_OB_LANE2_P
15	DPD_OB_LANE2_N	16	GND
17	DPD_OB_LANE0_P	18	DPD_OB_LANE0_N
19	+3.3V		

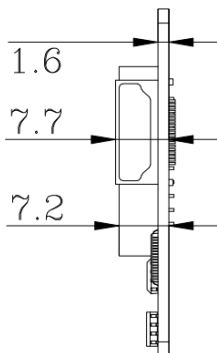
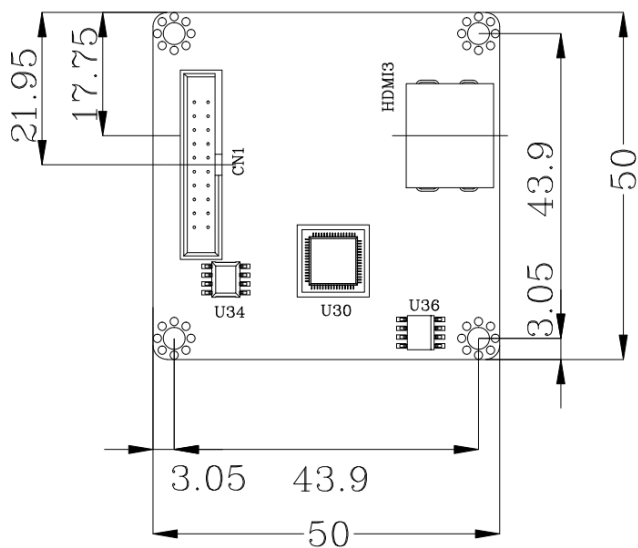


WARNING!

Handle carefully when screwing/unscrewing the external I/O bracket onto/from the DP-HDMI board.

Failure to do so may result in permanent damage to the SMD components near the screw hole.

Board Layout: Jumper and Connector Locations



(Unit:mm)