

**DisplayPort to DVI converter board (For iEi IDP connector),
RoHs**

DP-DVI-R10

Quick Installation Guide


Version 1.0

May. 27, 2013

Package Contents

DP-DVI-R10 package includes the following items:

- 1 x DP-DVI adapter card
- 1 x Internal DisplayPort cable (PN: 32034-000200-100-RS)
- 1 x QIG (Quick Installation Guide)



©2006 Copyright by IEI Technology corp.
All rights reserved.

Features:

- DisplayPort to DVI output
- Resolution support up to 1920x1200

Specifications:

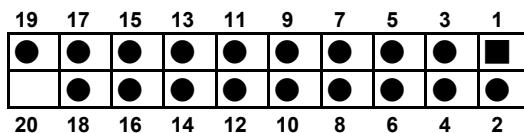
- Display IC: Parade - PS161
- Internal DisplayPort Connector: 1 x 20-pin (2x10) box header
- Humidity: Operation: 5% ~ 95%, non-condensing
- Temperature: -10°C ~ 60°C
- Dimension: 50 mm x 50 mm
- Weight: 70g

Ordering Information

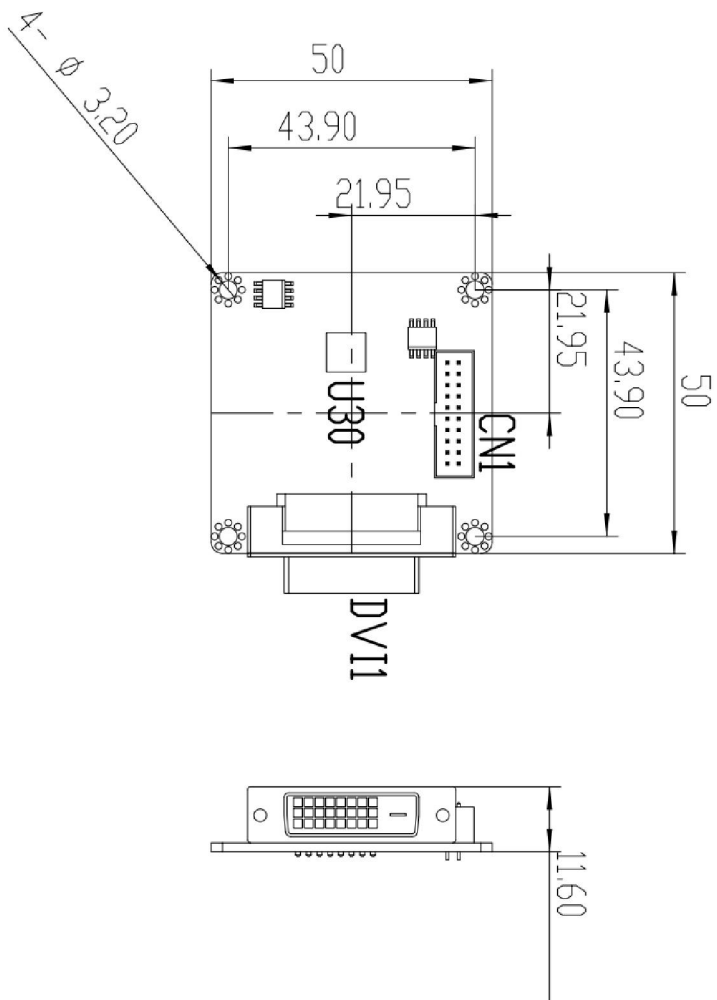
- **DP-DVI-R10**: DisplayPort to DVI converter board (For iEi IDP connector)

Table of Connectors

CN1 : iEi Internal Display Port			
PIN NO.	DESCRIPTION	PIN NO.	DESCRIPTION
1	+5V	2	DPD_OB_LANE1_N
3	DPD_OB_LANE1_P	4	GND
5	DPD_OB_LANE3_N	6	DPD_OB_LANE3_P
7	GND	8	AUX_CTRL_DET_D
9	GND	10	DDI1_HPD#
11	DPD_AUX_CTRL_P2	12	DPD_AUX_CTRL_N2
13	GND	14	DPD_OB_LANE2_P
15	DPD_OB_LANE2_N	16	GND
17	DPD_OB_LANE0_P	18	DPD_OB_LANE0_N
19	+3.3V		



Board Layout: Jumper and Connector Locations



(Unit:mm)