

uIBX-250

Embedded System

嵌入式系統

Quick Installation Guide/快速安裝指南

Version 1.02

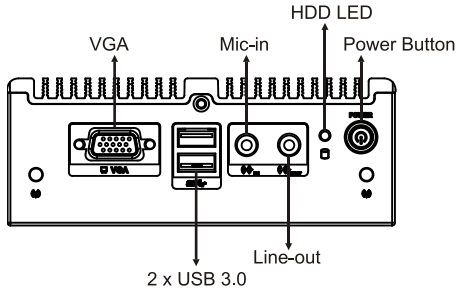


Packing List / 內容清單

- 1 x uIBX-250 embedded system / uIBX-250 嵌入式系統
- 1 x Power adapter / 電源供應器
- 1 x Power cord / 電源線
- 2 x RS-232/422/485 round cable / 串口線材
- 2 x Mounting bracket / 固定安裝件
- 1 x Utility CD / 公用程式光碟
- 1 x One Key Recovery CD / 一鍵還原光碟
- 1 x QIG (Quick Installation Guide) / 快速安裝指南

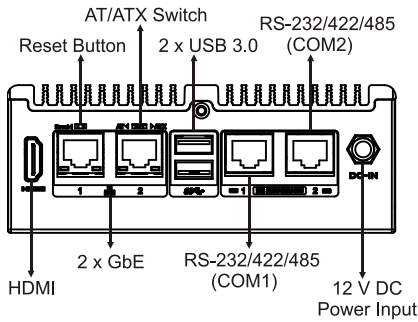
Front Panel

The front panel of the uIBX-250 has the following connectors and indicator.



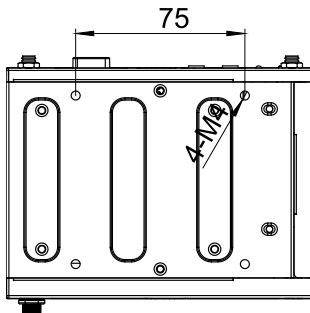
Rear Panel

The rear panel of the uIBX-250 has the following connectors, button and switch.



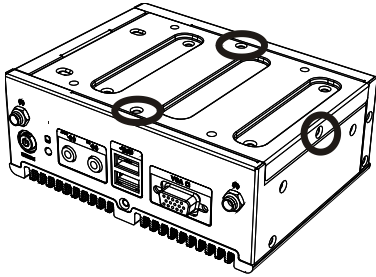
Bottom Panel

The bottom panel of the uIBX-250 has screw holes for VESA mount.

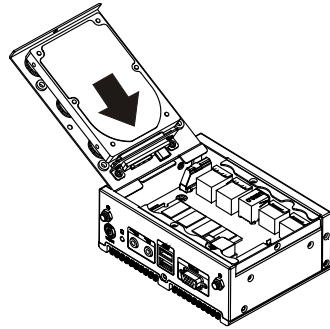


HDD Installation

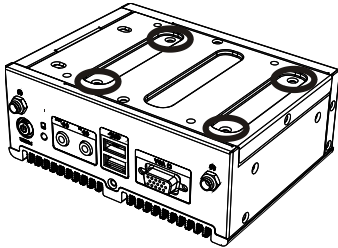
1. Remove three retention screws from the bottom cover.



2. Slide the HDD to connect the HDD to the SATA connector.



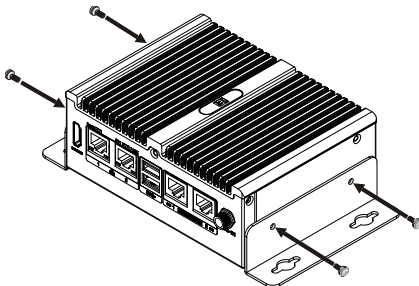
3. Secure the HDD with the bottom cover using four retention screws.



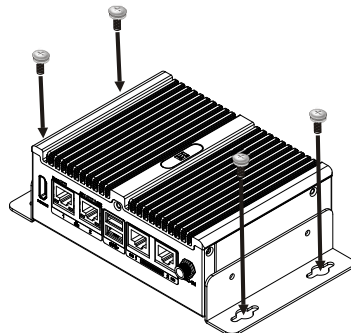
4. Replace the bottom cover and secure it using three previously removed retention screws.

Mounting the System

1. Secure the brackets to the side panels of the system by inserting two retention screws into each bracket as illustrated below.

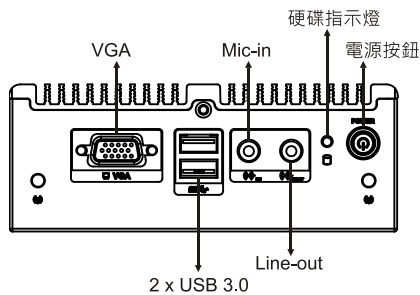


2. Drill holes in the intended installation surface. Insert four retention screws, two in each bracket, to secure the system to the surface.



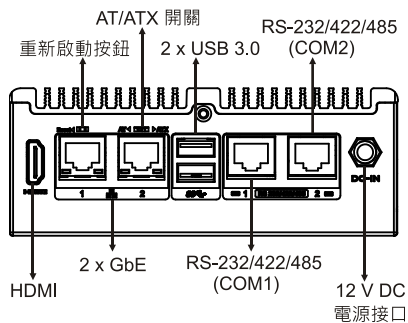
前面板

uIBX-250 的前面板配有下列連接器與指示燈：



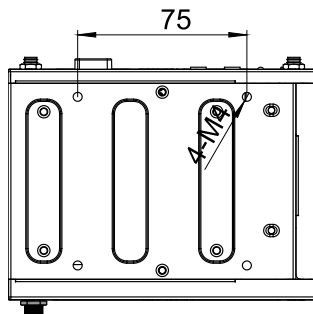
後面板

uIBX-250 的後面板配有下列連接器、按鈕與開關：



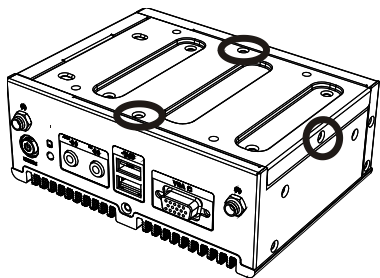
底部

uIBX-250 底部有支援 VESA 固定設備的螺絲孔

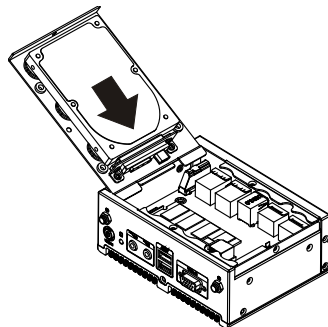


硬碟安裝

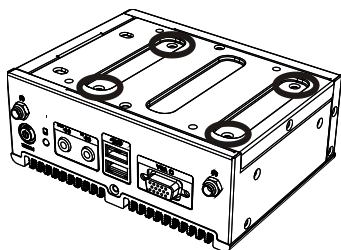
1. 將底部面板上的三顆螺絲移除。



2. 將硬碟滑入與 SATA 連接器連接。



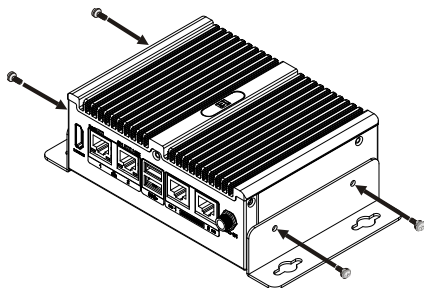
3. 用四顆螺絲將硬碟固定在底部面板上。



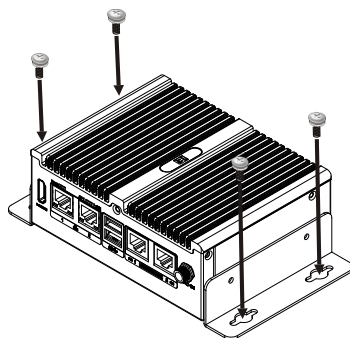
4. 蓋回底板，將之前移除的三顆螺絲鎖附回來來固定底板。

固定系統

1. 如下圖，將兩片固定安裝件分別使用兩顆螺絲固定在系統的兩側。



2. 在欲安裝系統的位置鑽孔。使用四顆螺絲（一邊兩顆）將系統固定在安裝面上。



Specifications / 規格

CPU (SoC)	Intel® Celeron® processor N3160 (2.24 GHz, quad-core)
Memory/記憶體	Pre-installed 2 GB DDR3L memory (system max. 8 GB)
Ethernet/乙太網路	Two Intel® I211 PCIe GbE controllers
Storage/儲存	One 2.5" SATA 6Gb/s HDD/SSD bay
Audio/音訊	Realtek ALC662 HD Audio codec
Display/顯示	HDMI: 3840 x 2160@30MHz VGA: 1920 x1200@60Hz
Expansion Slot/擴充槽	One full-size PCIe Mini
System Fan/系統風扇	Fanless
Power Input/電源需求	12 V DC
Power Consumption/功耗	12 V @ 2 A (Intel® Celeron® N3160 with 2 GB memory)
Construction Material/材質	Extruded aluminum alloy
Mounting/固定安裝方式	VESA 75 mm x 75 mm, wall mount
Color/顏色	Black
Weight (Net/Gross) 淨/毛重	470 g / 1.4 kg
Dimensions/尺寸	136.6 mm (W) x 102.4 mm (D) x 52 mm (H)
Operating Temp./操作溫度	-20°C ~ 60°C
Humidity/濕度	10% ~ 95% (non-condensing)
Operating Shock/衝擊	Half-sine wave shock 5G, 11ms, 3 shocks per axis
Operating Vibration/振動	MIL-STD-810F 514.5 C-1 (HDD) MIL-STD-810F 514.5 C-2 (SSD)
Safety/EMC	CE, FCC
Supported OS/操作系統	Microsoft® Windows 8 Microsoft® Embedded Standard 7 E
I/O	4 x USB 3.0 ports 2 x RJ-45 RS-232/422/485 1 x HDMI 1 x VGA 1 x Line-out 1 x Mic-in 1 x Power button 1 x AT/ATX switch

Software Driver / 驅動程式安裝

All the drivers for the uIBX-250 are on the utility CD that came with the system. The utility CD contains drivers for Windows 7 and Windows 8 operating systems. Please select the corresponding drivers for the system.

所有 uIBX-250 的驅動程式均在隨貨附上的光碟內，其中包括 Windows 7 和 Windows 8 作業系統的驅動程式。請選擇對應的驅動程式來安裝。

NOTE:

The content of the CD may vary throughout the life cycle of the product and is subject to change without prior notice. Visit the IEI website or contact technical support for the latest updates.

光碟片的內容會根據產品生命週期而有所不同，若有變更，恕不另行通知。請至 IEI 官網或聯繫技術人員以獲得最新的更新。

Compliance / 安規



This equipment has been tested and found to comply with specifications for CE marking. If the user modifies and/or installs other devices in the equipment, the CE conformity declaration may no longer apply.



This equipment complies with Part 15 of the FCC Rules. Operation is subject to the following two conditions:

- This device may not cause harmful interference, and
- This device must accept any interference received, including interference that may cause undesired operation.

This equipment has been tested and found to comply with the limits for a Class A digital device, pursuant to part 15 of the FCC Rules. These limits are designed to provide reasonable protection against harmful interference when the equipment is operated in a commercial environment. This equipment generates, uses, and can radiate radio frequency energy and, if not installed and used in accordance with the instruction manual, may cause harmful interference to radio communications. Operation of this equipment in a residential area is likely to cause harmful interference in which case the user will be required to correct the interference at his own expense.



According to the requirement of the WEEE legislation the following user information is provided to customers for all branded IEI Electronics products subject to the WEEE directive.

This symbol on the product or on its packaging indicates that this product must not be disposed of with your other household waste. Instead, it is your responsibility to dispose of your waste equipment by handing it over to a designated collection point for the recycling of waste electrical and electronic equipment. The separate collection and recycling of your waste equipment at the time of disposal will help to conserve natural resources and ensure that it is recycled in a manner that protects human health and the environment. For more information about where you can drop off your waste equipment for recycling, please contact your local city office, your household waste disposal service or the shop where you purchased the product.

Safety Instructions / 安全守則



Warning! Read the user manual before connecting the system to the power source.

警告！在將系統連接到電源之前，請仔細閱讀使用手冊。

Warning! To prevent the system from overheating, do not operate it in an area that exceeds the maximum operating temperature described in the user manual.

警告！為防止系統過熱，不要在使用手冊上記載的產品工作溫度範圍之外操作此系統。

Warning! Ultimate disposal of this product should be handled according to all national laws and regulations.

警告！本產品的廢棄處理應根據該國家的法律和規章進行。

Support/支援



IEI Support URL / IEI 線上諮詢

https://www.ieiworld.com/en/online_support_form

設備名稱：嵌入式系統		型號(型式)：uIBX-250-BW				
Equipment name		Type designation (Type)				
單元(Unit)	限用物質及其化學符號					
	Restricted substances and its chemical symbols					
	鉛 Lead (Pb)	汞 Mercury (Hg)	鎘 Cadmium (Cd)	六價鉻 Hexavalent chromium (Cr+6)	多溴聯苯 Polybrominated biphenyls (PBB)	多溴二苯醚 Polybrominated diphenylethers (PBDE)
殼體 Housing	○	○	○	○	○	○
印刷電路板 Printed Circuit Board	○	○	○	○	○	○
金屬螺帽 Metal Fasteners	○	○	○	○	○	○
電纜組裝 Cable Assembly	○	○	○	○	○	○
電力供應組裝 Power Supply Assemblies	○	○	○	○	○	○
備考 1. “超出 0.1 wt %”及“超出 0.01 wt %”係指限用物質之百分比含量超出百分比含量基準值。 Note 1: “Exceeding 0.1 wt %” and “exceeding 0.01 wt %” indicate that the percentage content of the restricted substance exceeds the reference percentage value of presence condition. 備考 2. “○”係指該項限用物質之百分比含量未超出百分比含量基準值。 Note 2: “○” indicates that the percentage content of the restricted substance does not exceed the percentage of reference value of presence. 備考 3. “-”係指該項限用物質為排除項目。 Note 3: The “-” indicates that the restricted substance corresponds to the exemption.						

Headquarters

威強電工業電腦股份有限公司

IEI Integration Corp.

22161 新北市汐止區中興路 29 號

No. 29, Zhongxing Rd., Xizhi Dist.,

New Taipei City 22161, Taiwan

TEL: +886-2-86916798/+886-2-26902098

FAX: +886-2-66160028

sales@ieiworld.com

www.ieiworld.com

America

IEI Technology USA Corp.

138 University Parkway, Pomona,

CA 91768, USA

Tel: +1-909-595-2819

Fax: +1-909-595-2816

sales@usa.ieiworld.com

usa.ieiworld.com

China

威強電工業電腦 IEI Integration (Shanghai) Corp.

上海市闵行区莘庄工业区申富路 515 号

No. 515, Shen Fu Rd., Xin Zhuang Industrial

Develop Zone, Shanghai, 201108, China

Tel: +86-21-3116-7799

Fax: +86-21-3462-7797

sales@ieiworld.com.cn

www.ieiworld.com.cn