

PPC2-C15-EHL

IEI Heavy Industrial Panel PC

Powered by Intel® Elkhart Lake Platform



www.ieiworld.com




PPC2-C15-EHL

Panel PC equips Intel® Celeron® J6412 processor, on-board 8GB memory, HDMI display output, dual 2.5G Ethernet port, one M.2 M key & one M.2 B Key & one M.2 A key expansion slots, 12~24V DC input, anti-glare and anti-UV 10-point




IP2EHL_XC Expansion Interface

The IP2EHL_XC connector allows users to flexibly expand functionality such as network, serial ports and CAN to meet various application requirements. (IEI-designed pin definition, supported functions are customized, for models of 10-inch or above)




M.2 B Key & M.2 M Key

Dual M.2 ultra-high-speed expansion supporting SSD & AI accelerator to enhance efficiency



Anti-glare and Anti-UV PCAP

With anti-glare and anti-UV coating, the 10-point touchscreen can display clearly without reflection for a long time use in outdoors and bright light environment.



Support Gloved and Wet Hand Operation

The whole new PCAP screen allows you to accurately manage every step of your operations even with gloves or in wet conditions.



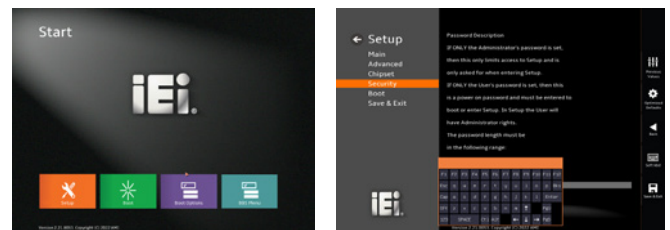
Newly Designed Panel Mount Kit

The new refined and convenient panel mount kit can be easily fastened by hand, no screwdriver required.

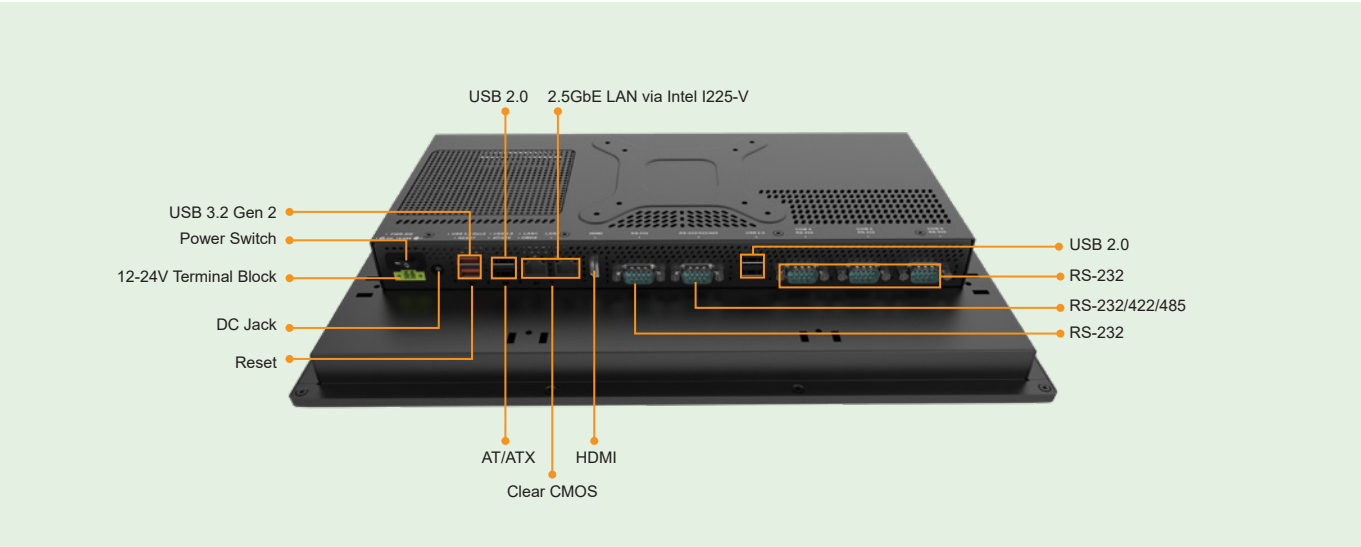


New Graphical BIOS Interface

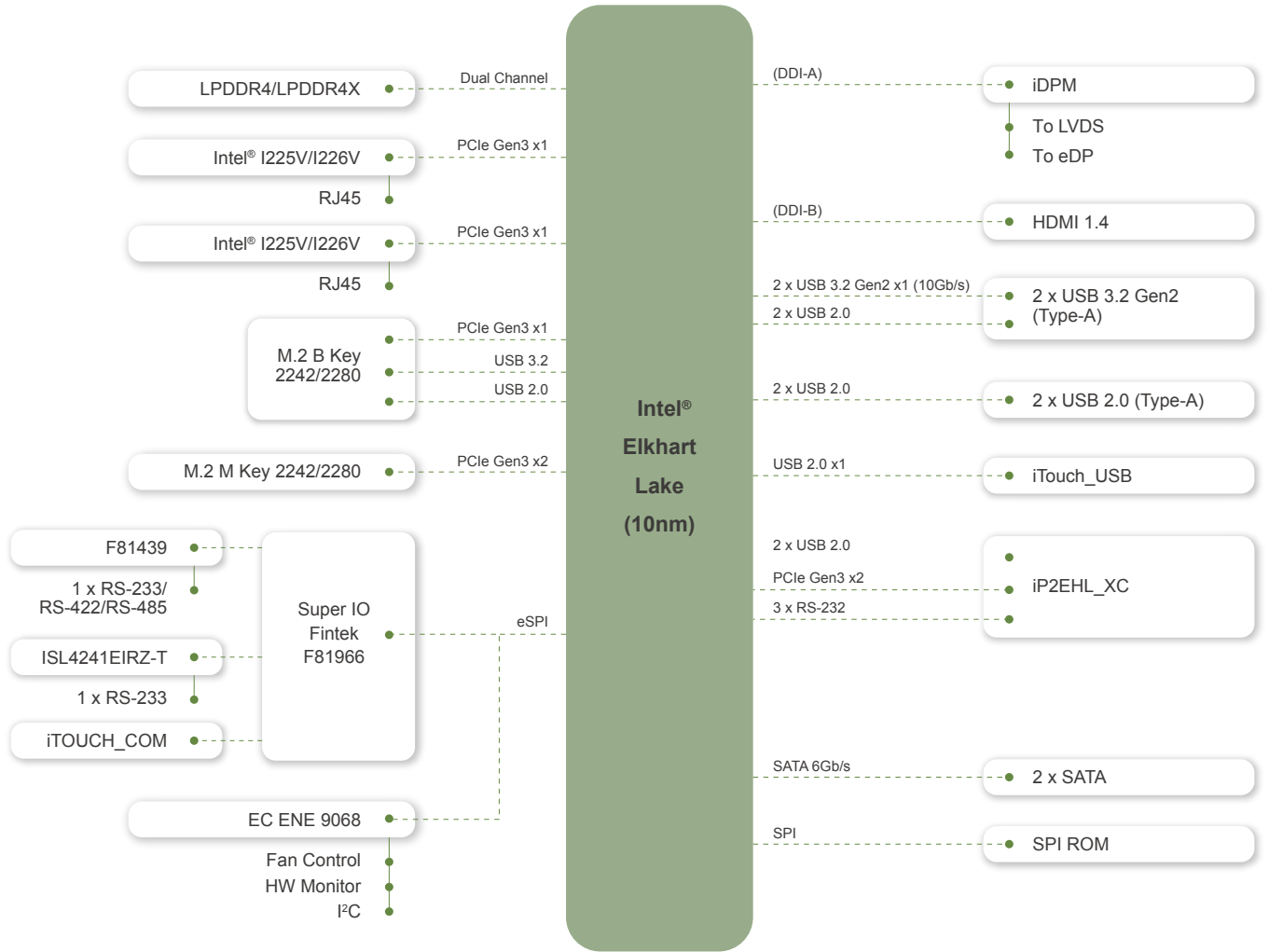
Upgraded with new BIOS interface, which can be navigated with fingers, no keyboard and mouse are required to operate.



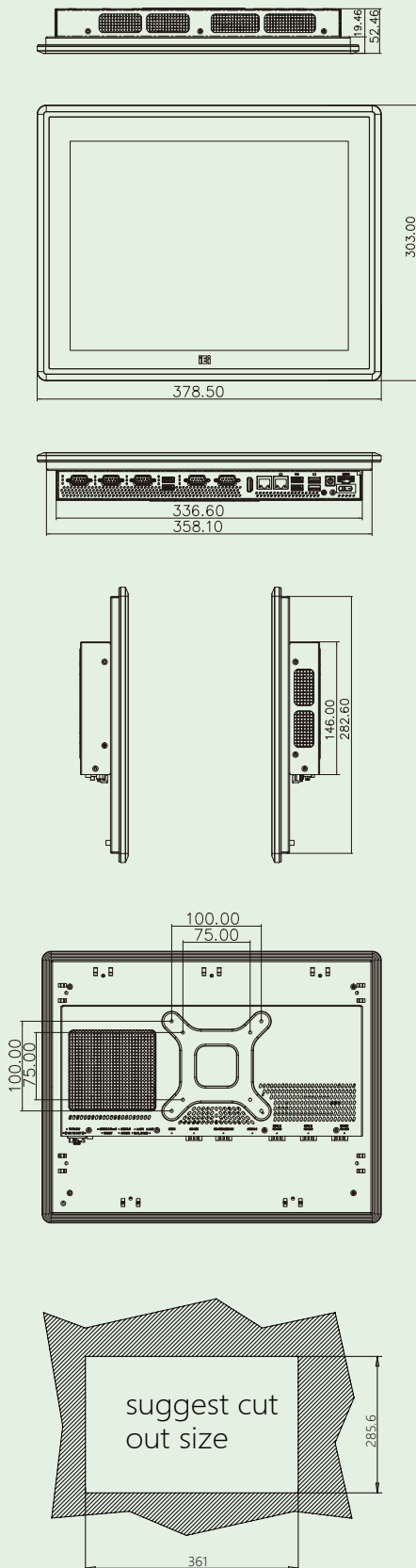
Fully Integrated I/O



Block Diagram



Dimensions (Unit: mm)



Specifications

	PPC2-C15-EHL	
LCD Display	15"(4:3)	
Resolution	1024 (W) x 768 (H)	
Brightness	400 cd/m²	
Contrast Ratio	2500:1	
LCD Color	16.2M	
Pixel Pitch (mm)	0.297 x 0.297	
Viewing Angle (H-V)	176°/176°	
Backlight MTBF	70,000 hours	
SBC Model	PPC2MB2-EHL-RC-R10+PPC2-XIO-04-R10	
CPU (SoC)	Intel® Celeron® Processor J6412 1.5M Cache, up to 2.60 GHz / TDP 10W	
Memory	8GB dual-channel on-board LPDDR4/LPDDR4X	
Touchscreen	Multi-point projected capacitive type (anti-UV / anti-glare coating, support gloves) Surface hardness: ≥7H	
Touch Controller	Projected capacitive type: EETI 80	
Storage	1 x 2.5" HDD/SSD drive bay	
Ethernet	2 x 2.5GbE LAN via Intel I225-V/ I226-V	
Wireless & Bluetooth(optional)	IEEE 802.11 a/b/g/n/ax, Bluetooth V5.2 1	
Expansion	1 x M.2 2242/2280 B key (PCIe Gen3 x1 + USB 3.0) 1 x M.2 2242 M key (PCIe Gen3 x2)	
Mounting	VESA 75/100 Panel, Wall, Rack, Stand and Arm	
Construction Material	Aluminum front cover and sheet metal rear cover	
Enclosure Color	Black	
I/O Ports, Switches and Buttons	1 x HDMI output 2 x RJ-45 GbE 2 x USB 3.2 Gen 2x1 (10Gb/s) 2 x USB 2.0 1 x RS-232/422/485 1 x RS-232 1 x 12V-24V power jack 1 x Power terminal block (2-pin) 1 x AT/ATX switch	
	1 x Power button 1 x Reset button 1 x Clear CMOS button PPC2-XIO-04-R10: 2 x USB 2.0 3 x RS-232 1 x M.2 A Key 2230 (PCIe gen3 x 2 + USB2.0)	
Power Input	12 V ~ 24 V DC	
Power Adapter	60W power adapter	
Thermal Solution	Fanless	
TPM	Intel® Platform Trust Technology	
Watchdog Timer	Software Programmable support 1~255 sec. system reset	
Operating Temperature (with air flow)	-10°C ~ 60°C	
Storage Temperature	-20°C ~ 60°C	
Humidity	10% ~ 95%, non-condensing	
IP Level	IP 65 compliant front panel	
Safety and EMC	CE, FCC Class A	
ErP	ErP 2009/125/EC	
Dimensions (H x W x D) (mm)	378.5 x 303 x 53.2	

Packing List

1 x Power Cord	1 x Power Adapter	1 x QIG
1 x Panel Mount Kit	1 x Screw Pack (SATA)	

Ordering Information

PPC2-C15-EHL-J1/8G-R11	15" 400 cd/cm ² 1024x768 Panel PC with Intel® Celeron® Processor J6412, 8GB LPDDR4x on-board, HDMI output, black, 12-24V DC input, projected capacitive touchscreen with AG, Powder paint, R11
------------------------	---

Options

Item	Part No	Description
Arm	ARM-11-RS/ARM-31-RS	VESA 75/100 Desk ARM
Stand	STAND-C12-R10	VESA 75/100 Easy Stand
Wall Mount Kit	AFLWK-12/AFLWK-19B	Monitor Wall mounting kit
OS	WIN10-IOTE2019-V-RS	Win10 IoT Ent LTSC 2019 MultiLang OEI Value