

WM343-CS331 C246 Q370

8th/9th Gen Intel® Core™
Desktop Box IPC



KEY FEATURES




Upgraded CPU

Powered by 8th/9th Gen Intel® Core™



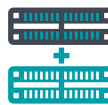
Triple Independent Display

HDMI + DVI-D + DP++



4 Expansion Slots

3.5"/2.5" SATA + 5.25" optical drive bay



Multiple Expansion

Support 2 PCIe x16, 2 PCIe x4, 1 Mini-PCIe socket, 1 M.2 2280



15 Years Long Term Support

15-Year CPU Life Cycle Support Until Q3' 33




IoT Solutions Alliance

PANEL

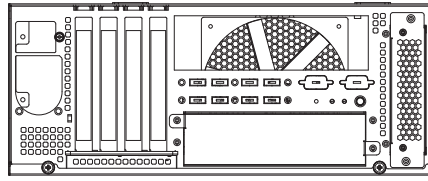


Front View




Rear View


DIMENSIONS



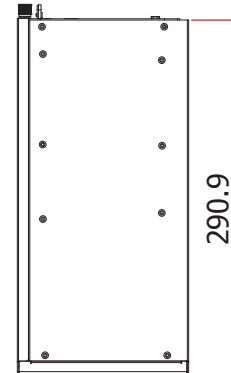
Rear View



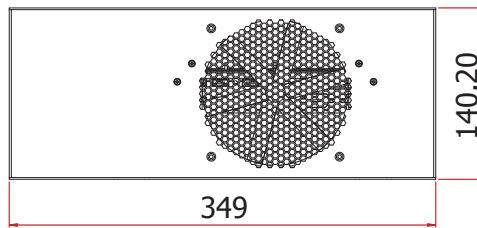
Left View



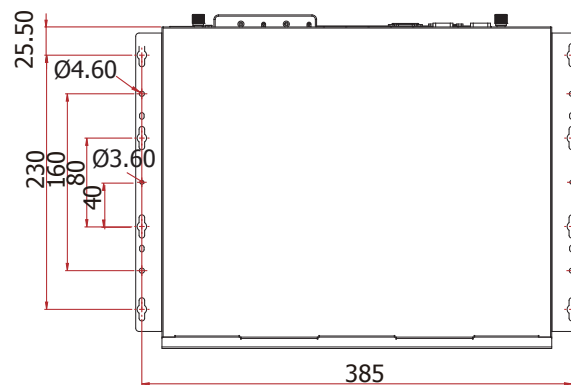
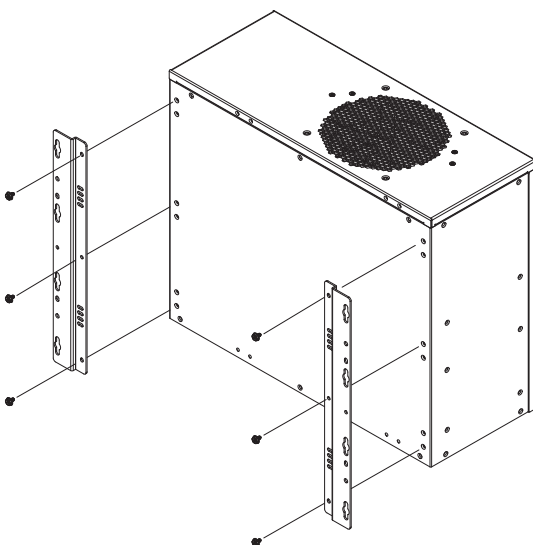
Front View



Right View



WALL MOUNTING



SPECIFICATION

SYSTEM	Processor	8th Generation Intel® Core™ /Pentium®/Celeron® LGA 1151 Socket Processors: Intel® Xeon® E-2176G (6 Cores, 12M Cache, up to 4.7 GHz); 80W (C246 only) Intel® Xeon® E-2124G (4 Cores, 8M Cache, up to 4.5 GHz); 71W (C246 only) Intel® Core™ i7-8700K (6 Cores, 12M Cache, up to 4.7 GHz); 95W Intel® Core™ i7-8700 (6 Cores, 12M Cache, up to 4.6 GHz); 65W Intel® Core™ i7-8700T (6 Cores, 12M Cache, up to 4.0 GHz); 35W Intel® Core™ i5-8500 (6 Cores, 9M Cache, up to 4.1 GHz); 65W Intel® Core™ i5-8500T (6 Cores, 9M Cache, up to 3.5 GHz); 35W Intel® Core™ i3-8100 (4 Cores, 6M Cache, 3.6 GHz); 65W Intel® Core™ i3-8100T (4 Cores, 6M Cache, to 3.1 GHz); 35W Intel® Pentium® G5400 (2 Cores, 4M Cache, 3.7 GHz); 58W Intel® Pentium® G5400T (2 Cores, 4M Cache, 3.1 GHz); 35W Intel® Celeron® G4900 (2 Cores, 2M Cache, 3.1 GHz); 54W Intel® Celeron® G4900T (2 Cores, 2M Cache, 2.9 GHz); 35W 9th Generation Intel® Core™ LGA 1151 Socket Processors: Intel® Xeon® E-2278GE (8 Cores, 16M Cache, up to 4.7 GHz); 80W (C246 only) Intel® Xeon® E-2278GEL (8 Cores, 16M Cache, up to 3.9 GHz); 35W (C246 only) Intel® Xeon® E-2226GE (6 Cores, 12M Cache, up to 4.6 GHz); 80W (C246 only) Intel® Core™ i9-9900K (8 Cores, 16M Cache, up to 5.0 GHz); 95W (Non-LTS) Intel® Core™ i7-9700TE (8 Cores, 12M Cache, up to 3.8 GHz); 35W Intel® Core™ i5-9500E (6 Cores, 9M Cache, up to 4.2 GHz); 65W Intel® Core™ i5-9500TE (6 Cores, 9M Cache, up to 3.6 GHz); 35W Intel® Core™ i3-9100E (4 Cores, 6M Cache, 3.7 GHz); 65W Intel® Core™ i3-9100TE (4 Cores, 6M Cache, to 3.2 GHz); 35W	
	Chipset	Intel® Q370/C246	
	Memory	Q370: Four 288-pin DIMM up to 128GB Dual Channel DDR4 2400/2666 MHz C246: Two 288-pin DIMM up to 64GB Dual Channel DDR4 2400/2666 MHz	
	BIOS	AMI SPI 128Mbit	
	GRAPHICS	Controller	Intel® HD Gen 9 Graphics
Feature		OpenGL 5.0, DirectX 12, OpenCL 2.1 HW Decode: AVC/H.264, MPEG2, VC1/WMV9, JPEG/MJPEG, HEVC/H265, VP8, VP9 HW Encode: MPEG2, AVC/H264, JPEG, HEVC/H265, VP8, VP9	
Display		1 x HDMI 1 x DVI-I (DVI-D signal) 1 x DP++	HDMI 1.2: resolution up to 1920x1200@60Hz HDMI 2.0a: resolution up to 4096x2160@60Hz (opt.)(MOQ required) DVI-D: resolution up to 1920x1200@60Hz DP++: resolution up to 4096x2106@60Hz
Triple Displays		DVI-D & HDMI & DP++	
STORAGE	External	1 or 2 x 3.5"/2.5" SATA 3.0 Drive Bays (1 x 3.5" SATA drive bay, by default) 1 x 5.25" Optical Drive Bay	
	Internal	1 x mSATA 1 x M.2 2280 (PCIe x4/SATA)	
	Interface	2 x PCIe x16 (Gen 3) (1 x16 signals or 2 x8 signals) 2 x PCIe x4 (Gen 3) 1 x Mini-PCIe (PCIe/mSATA/USB2.0) 1 x M.2 2242/2260/2280 M key (PCIe Gen3 x 4 NVMe)	
AUDIO	Audio Codec	Realtek ALC888	
	Interface	1 x Line-out 1 x Mic-in	1 x Line-in (opt.)
ETHERNET	Controller	1 x Intel® i219LM PCIe (10/100/1000Mbps) with iAMT 12.0 (only Xeon, Core i7/i5 support iAMT) 1 x Intel® i211AT PCIe (10/100/1000Mbps)	
LED	Indicators	1 x Power LED 1 x HDD LED	
REAR I/O	Ethernet	2 x GbE (RJ-45)	
	Serial	1 x RS-232/422/485 (RS-232 w/ power) (DB-9)	
	USB	2 x USB 3.1 Gen 2 2 x USB 3.1 Gen 1 2 x USB 2.0	
	Display	1 x HDMI 1 x DVI-I (DVI-D signal) 1 x DP++	
	Audio	1 x Line-out 1 x Mic-in	1 x Line-in (opt.)
	PS/2	1 x PS/2 (mini-DIN-6)	
	Buttons	1 x Power button 1 x Reset button	
	Cutout	2 x DB-9 Cutout 8 x USB 2.0 Cutout	

SPECIFICATION

WATCHDOG TIMER	Output & Interval	System Reset, Programmable via Software from 1 to 255 Seconds
SECURITY	TPM	Infineon TPM1.2/2.0 (optional)
POWER	Supply	Flex ATX 150W/250W/350W/400W/500W (250W Default)
COOLING	Fan	1 x 12cm system fan
OS SUPPORT	Microsoft	Windows 10
	Linux	Linux
ENVIRONMENT	Operating Temperature	0 to 45°C
	Storage Temperature	0 to 60°C
	Relative Humidity	5 to 95% RH (non-condensing)
MECHANICAL	Construction	Sheet Metal
	Mounting	Wall mount
	Dimensions(W x H x D)	349 x 140.2 x 290.9mm (13.74" x 5.52" x 11.45")
	Weight	7.7kg
	Color	no coating or black coating
STANDARDS AND CERTIFICATIONS	Shock	Operating: 3G Non-operating: 5G
	Vibration	Operating: Random 5~500Hz 0.5G Non-operating: Sine 10~500Hz 1.5G
	Package Drop	ISTA Project 1A
	Certification	CE, FCC Class A, RoHS, UKCA

ORDERING INFORMATION

Model Name	Part Number	Description
WM343-CS331	750-WM3435-000G	WM343-CS, uATX System, Black, CS331-C246, 250W, F/G SYSTEM RoHS
WM343-CS331	750-WM3435-100G	WM343-CS, uATX System, Black, CS330-Q370, 250W, F/G SYSTEM RoHS

OPTIONAL ITEMS

Optional Items	Part Number	Description
Wall Mount	761-WM3410-000G	ACCESSORY WALL MOUNT KITS WM34x Series RoHS

PACKING LIST

1 WM343-CS331 System Unit
1 CPU cooler
1 SATA Data Cable (Length: 650mm)
4 HDD Screws
1 Quick Installation Guide
1 PSU Flex ATX 150W/250W/350W/400W/500W (250W Default)
1 System Fan