



# RPS100

Desktop

14th/13th/12th Gen Intel® Core™  
Mini-ITX



Bottom View



Top View

## KEY FEATURES



### DDR5

2 DDR5 SODIMM up to 64GB



### 4K High Resolution

Supports 4K resolution



### Quad Displays

1 DP++ +1 HDMI +1 VGA  
+ M2A Display  
(eDP/LVDS/VGA/HDMI)



### Multiple Expansion

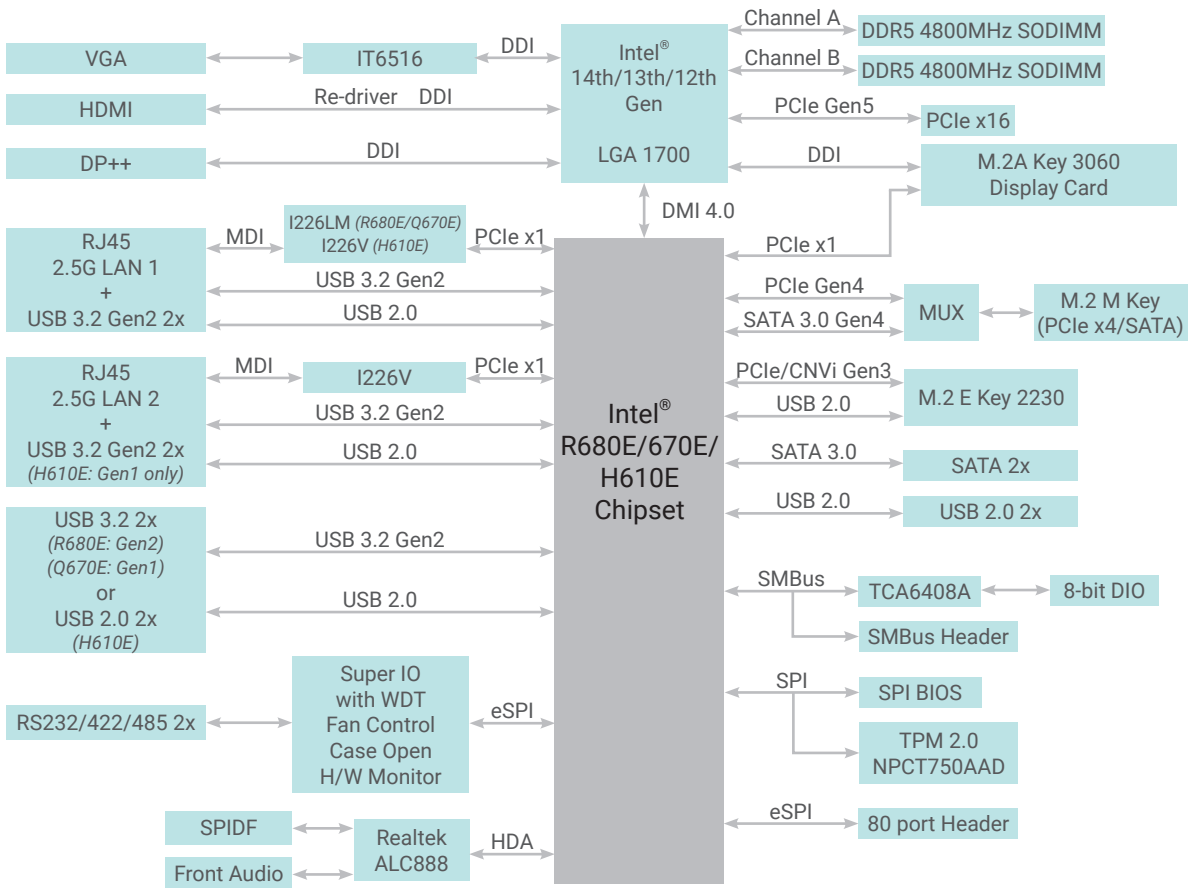
1 PCIe x16, 1 M.2 M key,  
1 M.2 E Key, 1 M.2 A Key



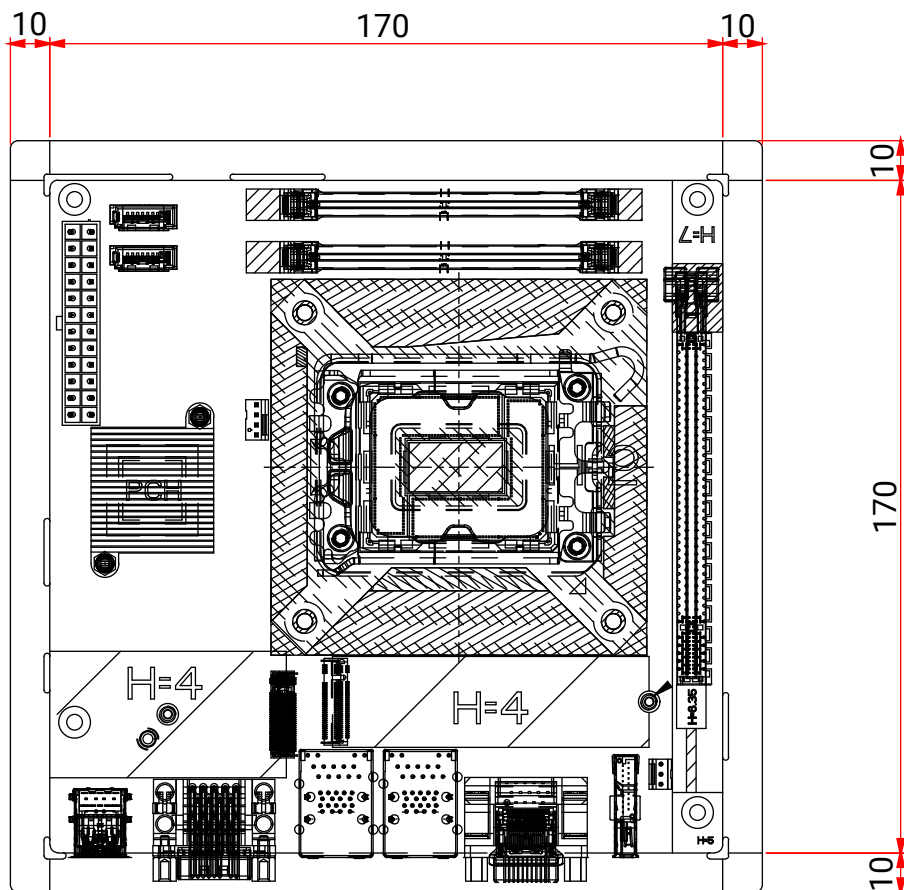
### Rich I/O

2 Intel 2.5GbE, 2 COM,  
up to 6 USB 3.2 Gen2,  
2 USB2.0 headers

## BLOCK DIAGRAM



## MECHANICAL DRAWING



## SPECIFICATION

SYSTEM	Processor	<p>14th Generation Intel® LGA 1700 Socket Processors, TDP support up to 65W</p> <p>13th Generation Intel® LGA 1700 Socket Processors, TDP support up to 65W</p> <p>Intel® Core™ i9-13900E (24 Cores, 36M Cache, up to 5.2 GHz); 65W</p> <p>Intel® Core™ i9-13900TE (24 Cores, 36M Cache, up to 5.0 GHz); 35W</p> <p>Intel® Core™ i7-13700E (16 Cores, 30M Cache, up to 5.1 GHz); 65W</p> <p>Intel® Core™ i7-13700TE (16 Cores, 30M Cache, up to 4.8 GHz); 35W</p> <p>Intel® Core™ i7-13700T (16 Cores, 30M Cache, up to 4.9 GHz); 35W</p> <p>Intel® Core™ i5-13500E (14 Cores, 24M Cache, up to 4.6 GHz); 65W</p> <p>Intel® Core™ i5-13500TE (14 Cores, 24M Cache, up to 4.5 GHz); 35W</p> <p>Intel® Core™ i5-13500T (14 Cores, 24M Cache, up to 4.6 GHz); 35W</p> <p>Intel® Core™ i5-13400E (10 Cores, 20M Cache, up to 4.6 GHz); 65W</p> <p>Intel® Core™ i3-13100E (4 Cores, 12M Cache, up to 3.3 GHz); 60W</p> <p>Intel® Core™ i3-13100TE (4 Cores, 12M Cache, up to 4.1 GHz); 35W</p> <p>Intel® Core™ i3-13100T (4 Cores, 12M Cache, up to 4.2 GHz); 35W</p> <p>12th Generation Intel® LGA 1700 Socket Processors, TDP support up to 65W</p> <p>Intel® Core™ i9-12900E (16 Cores, 30M Cache, up to 5.0 GHz); 65W</p> <p>Intel® Core™ i9-12900TE (16 Cores, 30M Cache, up to 4.8 GHz); 35W</p> <p>Intel® Core™ i7-12700E (12 Cores, 25M Cache, up to 4.8 GHz); 65W</p> <p>Intel® Core™ i7-12700TE (12 Cores, 25M Cache, up to 4.6 GHz); 35W</p> <p>Intel® Core™ i5-12500E (6 Cores, 18M Cache, up to 4.5 GHz); 65W</p> <p>Intel® Core™ i5-12500TE (6 Cores, 18M Cache, up to 4.3 GHz); 35W</p> <p>Intel® Core™ i3-12100E (4 Cores, 12M Cache, up to 4.2 GHz); 60W</p> <p>Intel® Core™ i3-12100TE (4 Cores, 12M Cache, up to 4.0 GHz); 35W</p> <p>Intel® Pentium® G7400E (2 Cores, 6M Cache, 3.6 GHz); 46W</p> <p>Intel® Pentium® G7400TE (2 Cores, 6M Cache, 3.0 GHz); 35W</p> <p>Intel® Celeron® G6900E (2 Cores, 4M Cache, 3.0 GHz); 46W</p> <p>Intel® Celeron® G6900TE (2 Cores, 4M Cache, 2.4 GHz); 35W</p>	
	Chipset	Intel® R680E/Q670E/H610E Chipset	
	Memory	2x 262-pin SODIMM up to 64GB Dual Channel DDR5 4800MHz ECC memory supported by R680 with i7 and i5	
	BIOS	AMI SPI 256Mbit	
GRAPHICS	Controller	Intel® UHD Graphics 700 series	
	Feature	OpenGL 4.5, DirectX 12, OpenCL 2.1 HW Decode: AVC/H.264, MPEG2, VC1/WMV9, JPEG/MJPEG, HEVC/H265, VP8, VP9 HW Encode: MPEG2, AVC/H264, JPEG, HEVC/H265, VP8, VP9	
	Display	1 x HDMI 1 x DP++ 1 x VGA	HDMI: resolution up to 3840x2160 @ 24Hz DP++: resolution up to 3840x2160 @ 60Hz VGA: resolution up to 2048x1536 @ 60Hz
	Quad Displays	HDMI + DP++ + VGA + M2A-Display (optional)	
EXPANSION	Interface	1 x PCIe Gen 5 x16 (Bifurcation 1 x16, 2 x8) 1 x M.2 2230 E Key (PCIe Gen3x1 and USB2.0, support Intel® CNVi) 1 x M.2 3060 A Key support DFI M2A-display module (opt. MOQ required)	
		<b>R680E/Q670E:</b>	
		1 x M.2 2280 M Key (PCIe Gen 3x4 or SATA3)	
		<b>H610E:</b>	
		1 x M.2 2280 M Key (PCIe Gen 3x1 or SATA3)	
AUDIO	Audio Codec	Realtek ALC888S	
ETHERNET	Controller	<b>R680E/Q670E:</b>	
		1 x Intel® I226LM (10/100/1000/2500Mbps) 1 x Intel® I226V (10/100/1000/2500Mbps)	
		<b>H610E:</b>	
		2 x Intel® I226V (10/100/1000/2500Mbps)	
REAR I/O	Ethernet	2 x 2.5GHz RJ45	
	USB	<b>R680E/Q670E:</b>	
		6 x USB 3.2 Gen2	
		<b>H610E:</b>	
			2 x USB 3.2 Gen2 2 x UB 3.2 Gen1 2 x USB 2.0
Display	1 x DP++ 1 x HDMI 1 x VGA		
Serial	2 x RS-232/422/485		
INTERNAL I/O	USB	2 x USB 2.0 (2.0mm pitch)	
	Display	1 x M.2 A key, support M2A-Display (eDP/LVDS/VGA/HDMI/DP) by optional	
	Audio	1 x Line-out/Mic-in	
	SATA	2 x SATA 3.0	
	DIO	1 x 8-bit DIO	
	SMBus	1 x SMBus	
WATCHDOG TIMER	Output & Interval	System Reset, Programmable via Software from 1 to 255 Seconds	

## SPECIFICATION

<b>SECURITY</b>	<b>TPM</b>	dTPM (default) fTPM (option)
<b>POWER</b>	<b>Type</b>	ATX
	<b>Connector</b>	4-pin ATX 12V power 24-pin ATX power
	<b>Consumption</b>	TBD
	<b>RTC Battery</b>	CR2032 Coin Cell
<b>OS SUPPORT</b>	<b>Microsoft</b>	Windows IoT Enterprise 10 LTSC Windows 11
	<b>Linux</b>	Linux
<b>ENVIRONMENT</b>	<b>Temperature</b>	Operating: -5°C ~ 65°C Storage: -40°C ~ 85°C
		<b>Humidity</b>
	<b>MTBF</b>	
	<b>MECHANISM</b>	<b>Dimensions</b>
<b>Height</b>		PCB: 1.6mm Top Side: TBD
<b>CERTIFICATION</b>	<b>Certification</b>	CE, FCC, RoHS

## ORDERING INFORMATION

Model Name	P/N	Description
RPS100-R680EDB	770-RPS1001-000G	RPS100-R680EDB, 2 DDR5, Rear I/O( DP++/HDMI/VGA, I, 2 LAN, 6 USB 3.2 Gen2, 2 COM ), Internal I/O (M.2 M/E/A Key, 2 USB 2.0, w/TPM), ATX, -5°C ~ 65°C
RPS100-Q670EDB	770-RPS1001-100G	RPS100-Q670EDB, 2 DDR5, Rear I/O( DP++/HDMI/VGA, I, 2 LAN, 6 USB 3.2 Gen2, 2 COM ), Internal I/O (M.2 M/E/A Key, 2 USB 2.0, w/TPM), ATX, -5°C ~ 65°C
RPS100-H610EDB	770-RPS1001-200G	RPS100-H610EDB, 2 DDR5, Rear I/O( DP++/HDMI/VGA, I, 2 LAN, 2 USB 3.2 Gen2, 2 USB3.2Gen1, 2 COM ), Internal I/O (M.2 M/E/A Key, 4 USB 2.0, w/TPM), ATX, -5°C ~ 65°C

## PACKING LIST

1 RPS100 motherboard
1 Serial ATA data cable (Length: 500mm)
1 I/O shield (P/N: TBD)
3 M.2 screw/standoff

## OPTIONAL ITEMS

Thermal solution (For 65W, Height: 46mm)	A71-101137-000G
Thermal solution (For 35W, Height: 39mm)	A71-101136-000G