

SF101-ADS

14th/13th/12th Gen Intel® Core®
Desktop Box IPC




KEY FEATURES



Compact Size

Compact Size & Powerful Performance



Increased CPU Performance

Supports 14th/13th/12th Generation Intel® Core™ Processors



Create RAID or NVME

Configurable with dual M.2 Gen4 NVME Storage with RAID 0/1



Stable & Reliable System Operation

Choice of 1.3" Touch LCD, OOB, Power Redundancy Decoupling



Easy Integration

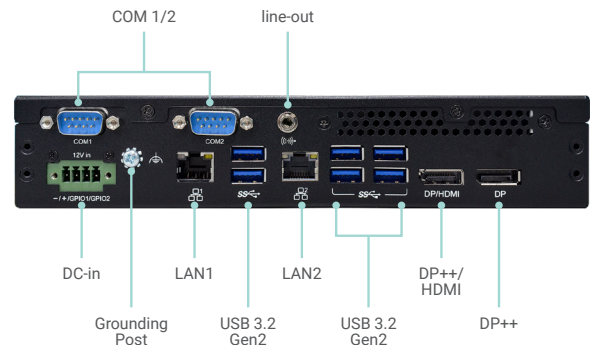
Supports Wallmount or Rackmount Installation



PANEL

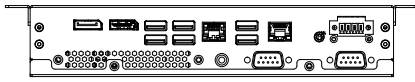


Front View

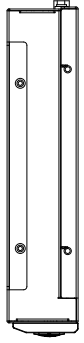


Rear View

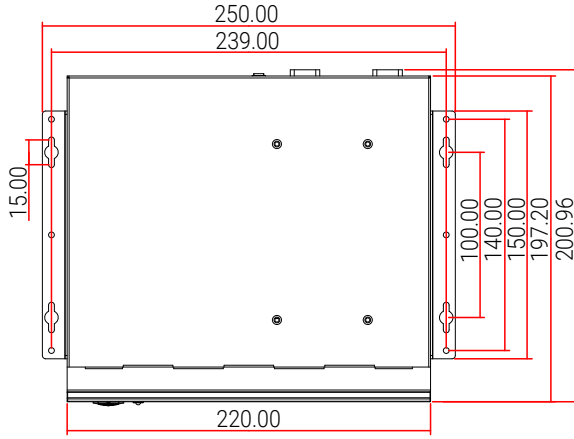
DIMENSIONS




Rear View



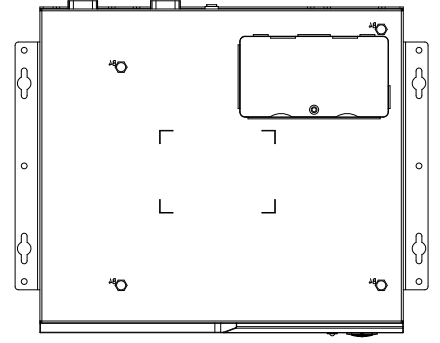
Left View



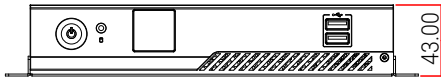
Top View



Right View



Bottom View



Front View

SPECIFICATION

SYSTEM	Processor	14th Generation Intel® LGA 1700 Socket Processors, TDP support up to 35W Intel® Core™ I9-14900T (24 Cores, 36M Cache, up to 5.5 GHz); 35W Intel® Core™ I7-14700T (20 Cores, 33M Cache, up to 5.2 GHz); 35W Intel® Core™ I5-14500T (14 Cores, 24M Cache, up to 4.8 GHz); 35W Intel® Core™ I5-14400T (10 Cores, 20M Cache, up to 4.5 GHz); 35W Intel® Core™ I3-14100T (4 Cores, 12M Cache, up to 4.4 GHz); 35W 13th Generation Intel® LGA 1700 Socket Processors, TDP support up to 35W Intel® Core™ I9-13900TE (24 Cores, 36M Cache, up to 5.0 GHz); 35W Intel® Core™ I7-13700TE (16 Cores, 30M Cache, up to 4.8 GHz); 35W Intel® Core™ I7-13700T (16 Cores, 30M Cache, up to 4.9 GHz); 35W Intel® Core™ I5-13500TE (14 Cores, 24M Cache, up to 4.5 GHz); 35W Intel® Core™ I5-13500T (14 Cores, 24M Cache, up to 4.6 GHz); 35W Intel® Core™ I3-13100TE (4 Cores, 12M Cache, up to 4.1 GHz); 35W Intel® Core™ I3-13100T (4 Cores, 12M Cache, up to 4.2 GHz); 35W 12th Generation Intel® LGA 1700 Socket Processors, TDP support up to 35W Intel® Core™ i9-12900TE (16 Cores, 30M Cache, up to 4.8 GHz); 35W Intel® Core™ i7-12700TE (12 Cores, 25M Cache, up to 4.6 GHz); 35W Intel® Core™ i5-12500TE (6 Cores, 18M Cache, up to 4.3 GHz); 35W Intel® Core™ i3-12100TE (4 Cores, 12M Cache, up to 4.0 GHz); 35W Intel® Pentium® G7400TE (2 Cores, 6M Cache, 3.0 GHz); 35W Intel® Celeron® G6900TE (2 Cores, 4M Cache, 2.4 GHz); 35W
	Chipset	Intel® R680E/Q670E/H610E Chipset
	Memory	Two 260-pin SODIMM up to 64GB Dual Channel DDR4 3200 MHz R680E ECC Support
	BIOS	AMI SPI 128Mbit
GRAPHICS	Controller	Intel® UHD Graphics 700 series
	Feature	OpenGL 4.5, DirectX 12, OpenCL 2.1 HW Decode: AVC/H.264, MPEG2, VC1/WMV9, JPEG/MJPEG, HEVC/H265, VP8, VP9 HW Encode: MPEG2, AVC/H264, JPEG, HEVC/H265, VP8, VP9
	Display	1 x DP++ 1 x DP++/HDMI 1 x 1.3" Front Capacitive Touch LCD (opt.)
STORAGE	External / Internal	1x 2.5" SATA bay (R680E) 1 x M.2 2280 M Key (PCIe Gen4 x4/SATA) RAID 0/1
EXPANSION	Interface	1 x PCIe x16 (Gen 5) (Max. 75W) 1 x M.2 2230 E Key (USB/PCIe x1)
		(R680E) 1 x M.2 2280 M Key (PCIe Gen4 x4/SATA) 1 x M.2 2242/3042/3052 B Key (PCIe Gen3 x1/SATA/USB 3.2 Gen2/USB 2.0)
AUDIO	Audio Codec	Realtek ALC888S-VD2-GR
ETHERNET	Controller	1 x Intel® I226V PCIe(10/100/1000/2.5G speeds) (R680E) 1 x Intel® I219LM PHY(10/100/1000 speeds) (support vPro/AMT) 1 x Intel® I210AT PCIe(10/100/1000 speeds)(Opt.)
LED	Indicators	1 x Power LED 1 x HDD LED
FRONT I/O	USB	2 x USB 2.0
	Button	1 x Power Button
REAR I/O	Ethernet	1 x 2.5GbE (RJ-45) 1 x GbE (RJ-45) (2x by Opt.)
	Serial	2 x COM
	USB	(R680E) 4 x USB 3.2 Gen2 (Opt.: up to 6 x USB 3.2 Gen2)
	Display	1 x DP++ 1 x DP++/HDMI
	Audio	1 x line-out
	Grounding	1 x Grounding Post
WATCHDOG TIMER	Output & Interval	System Reset, Programmable via Software from 1 to 255 Seconds
SECURITY	TPM	dTPM2.0
POWER	Type	Single 12V +/-10% DC
	RTC Battery	CR2032 Coin Cell
	Connector	Terminal Block
	Consumption	TBD
OS SUPPORT	Microsoft	Windows 10 IoT
	Linux	Linux
ENVIRONMENT	Temperature	Operating: -5°C ~ 45°C Storage: -40°C ~ 85°C
	Humidity	Operating: 5% ~ 90% RH Storage: 5% ~ 90% RH
	MTBF	TBD

SPECIFICATION

MECHANICAL	Construction	Metal chassis + Aluminum front bezel
	Mounting	Wall mount Rackmount
	Dimensions (W x H x D)	220 x 43 x 197.2mm
	Weight	2.55kg
STANDARDS AND CERTIFICATIONS	Shock	Operating: 3G Non-operating: 5G
	Vibration	Operating: Random 5~500Hz 1G Non-operating: Sweep Sine 10~500Hz 1.5G
	Package Drop	ISTA Project 1A
	Certifications	CE, FCC class A, RoHS, UKCA

OPTIONAL ITEMS

Optional Items	Part Number	Description
Display	TBD	1 x 1.3" Front touchable and programable display showing Local System Information
Storage	TBD	1 x 2nd M.2 2280 NVME SSD (via additional PCIe riser card)
Power Redundancy Module	TBD	RED01 Power Redundancy Module, decouple two power supplies
OOB Management	TBD	EXT-OOB for remote management
Mounting Kit	TBD	Wallmount Brackets
	TBD	2in1 Rackmount Brackets & cabinet screw kits.