


KINO-AH420

Mini-ITX SBC support Intel® 10th Generation Core™ i9/i7/i5/i3, Celeron® and Pentium® processor

- Support dual independent displays via 2 x HDMI
- Support dual Intel® 2.5Gb Ethernet controller
- Support 1 x PCIe Gen3 x16, 1 x M.2 A key, 1 x M.2 B key expansion
- Support 4 x USB 2.0, 4 x USB 3.2 Gen1, up to 5Gb/s
- Support 3 x RS-232, 1 x RS-422/485, 2 x SATA 6Gb/s connector

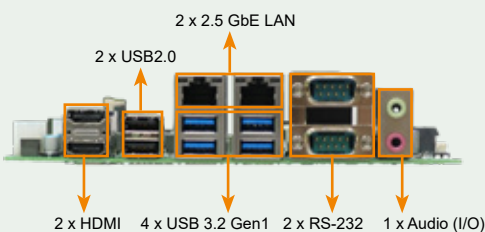
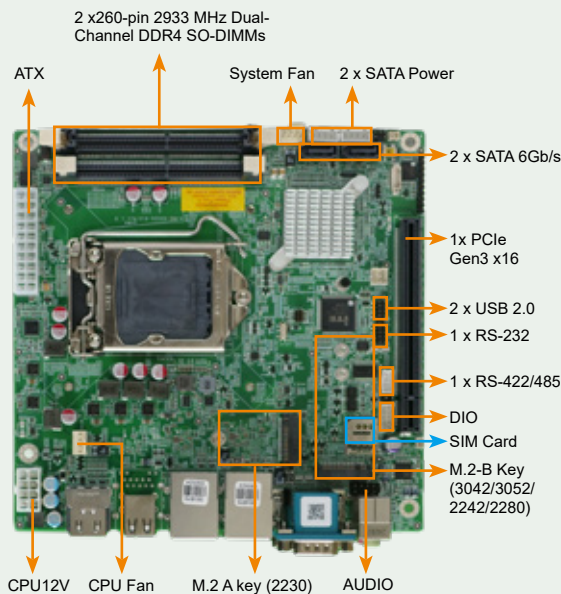
17*17 mini ITX form factor
With multiple expansion function



www.ieiworld.com

KINO-AH420

Mini-ITX SBC supports LGA1200 Intel® 10th Generation Core™ i9/i7/i5/i3, Celeron® and Pentium® processor, DDR4, dual independent displays, double 2.5GbE LAN, M.2, SATA 6Gb/s, HD Audio and RoHS



Support Intel® 10th generation processor

Support Intel® 10th generation Core™ i9/i7/i5/i3, Celeron® and Pentium® Serise processor (LGA 1200 slot),release super performance,and can handle multiple tasks at the same time



Support Intel® I226-V 2.5GbE Ethernet Controller

Support dual RJ45 network interfaces, based on two Intel® I226-V 2.5GbE network controller core Chip to achieve network transmission rate up to 2.5GbE




Support Multiple Expansion Slot

Support 1 x PCIe Gen3 x16 slot that can install PCIe function expansion cards ,M.2 A key that can be used for WiFi module or Bluetooth module , and M.2 B key with SIM card that can be used for 5G module and NVME storage expansion.

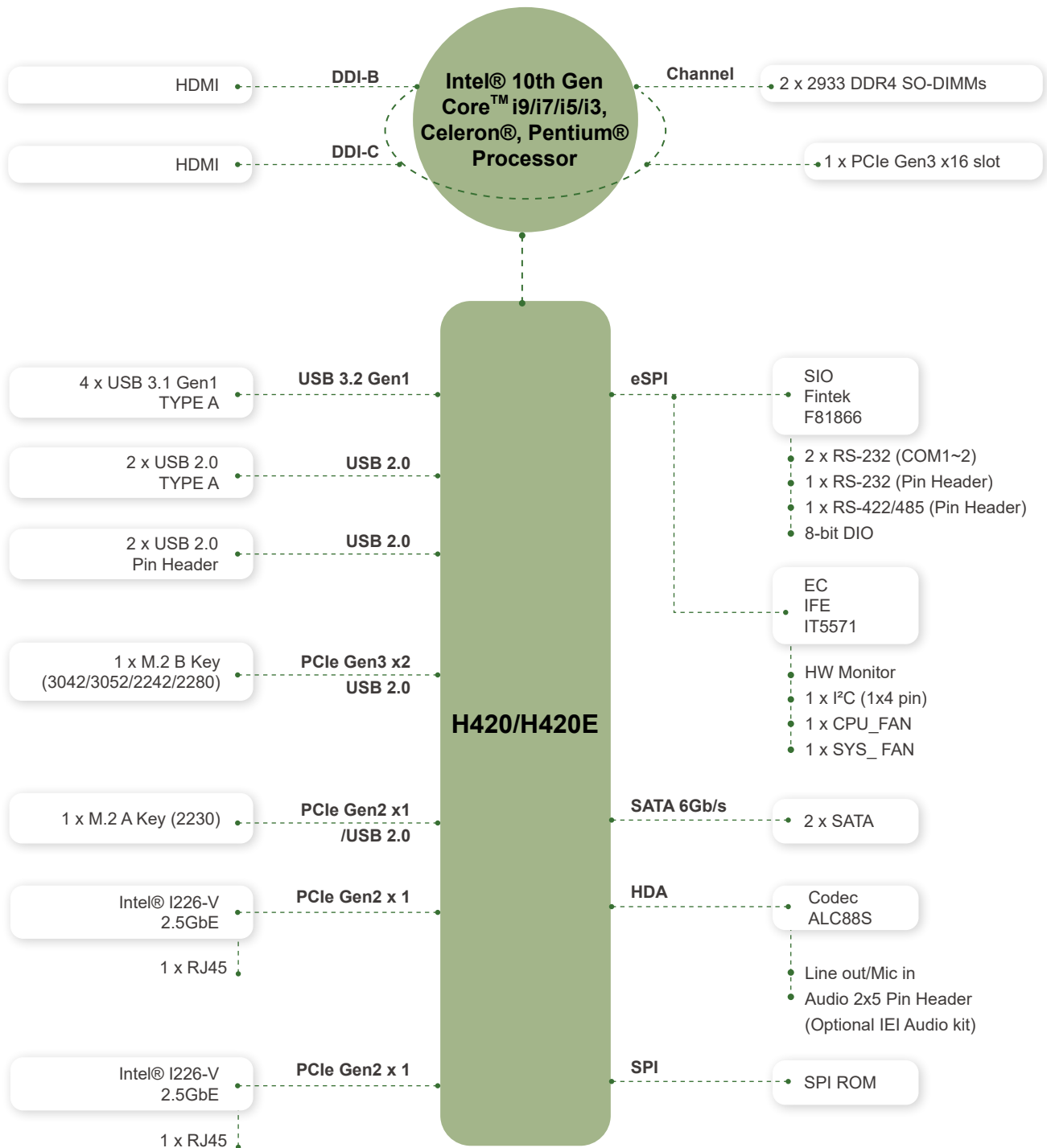


Support Dual Independent Display

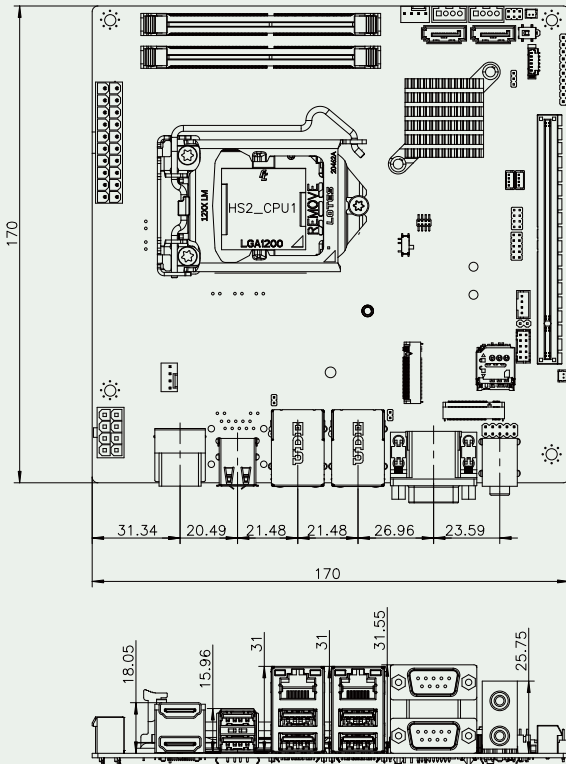
Support independent dual display output, with 2 x HDMI (resolution up to 4096 × 2160@30Hz). To provide customers with a better display experience



Block Diagram



Dimensions



Optional Accessories



Specifications

Model	KINO-AH420
CPU	LGA1200 socket supports 10th Generation Core™ i9/i7/i5/i3, Celeron® and Pentium® processor
Chipset	Intel® H420/H420E
BIOS	AMI UEFI BIOS
Memory	Two 260-pin 2933 MHz Dual-Channel DDR4 SO-DIMMs Supported up to 64GB
Graphics Engine	Intel® HD Graphics Gen9 Engines with Low power 16 execution unit, supports DX11.3/12, OpenGL 4.3/4.4/4.5 and OpenCL 1.2/2.0/2.1
Display Output	Dual independent display 2x HDMI (up to 4096 x 2160@30Hz)
Ethernet	LAN1: Intel® I226-V 2.5GbE controller LAN2: Intel® I226-V 2.5GbE controller
External I/O Interface	2 x RS-232 (DB-9) 2 x USB 2.0 (Type-A) 4 x USB 3.2 Gen 1 (5Gb/s) (Type-A)
Internal I/O Interface	1 x RS-232 (2x5 pin, P=2.0) 1 x RS-422/485 (1x4 pin, P=2.0) 2 x SATA 6Gb/s (No RAID) 2 x USB 2.0 (2x4 pin, P=2.0)
I2C	1 x I ² C (1x4 pin)
SMBus	1 x SMBus (1x4 pin)
Audio	Realtek ALC888S HD codec 2 x Audio Jack (Line-out, Mic-in) 1 x Front Audio (2x5 pin, P=2.54)
Front Panel	1 x Front Panel (1 x 10 pin, Power LED, HDD LED, Power Button, Reset Button)
LAN LED	2 x LAN LED (1x2 pin)
Expansion	1 x PCIe Gen3 x16 1 x M.2 A key (2230) (PCIe Gen 3 x1/USB 2.0) 1 x M.2 B key (3042/3052/2242/2280) (PCIe Gen 3 x2 /USB 2.0) 1 x On-board SIM card socket (hinge type) for M.2 B key
Digital I/O	1 x 8-bit digital I/O connector(2x5 pin)
TPM	Intel® PTT
FAN connector	1 x CPU fan connector (1x4 pin) 1 x System fan connector (1x4 pin)
Chassis Open	1 x Chassis intrusion connector (1x2 pin)
Power supply	1 x ATX power input connector (20-pin) 1 x ATX power connector (2x4 pin) Support AT/ATX mode ErP/EuP Compliant
Watchdog Timer	Software Programmable support 1~255 sec. System reset
Power Consumption	3.3V@0.81A, 5V@7.15A, 12V@4.28A, 5VSB@0.16A (Intel® Core™ i9-10900E CPU with two 32 GB 3200 MHz DDR4 memory, EuP mode enabled)
Operating Temperature	0°C ~ 60°C
Storage Temperature	-30°C ~ 70°C
Operating Humidity	5% ~95%, non-condensing
Diemension	170mm x 170mm
Weight	GW: 900g / NW: 400g

Packing List

1 x KINO-AH420 single board computer	1 x SATA cable
1 x I/O Shielding	1 x QIG

Ordering Informaiton

KINO-AH420-R11	Mini-ITX SBC supports LGA1200 Intel® 10th Generation Core™ i9/i7/i5/i3, Celeron® and Pentium® processor, DDR4, dual independent displays, double 2.5GbE LAN, M.2, SATA 6Gb/s, HD Audio and RoHS
----------------	---

Optional Accessories

19800-000300-100-RS	RS-232 cable,BRACKET*1, 300mm, P=2.0
32205-003800-300-RS	RS-422/485 CABLE;2;200MM, P=2.0
32801-000703-500-RS	SATA CABLE;2;500MM
CF-115XA-R10	LGA1155/1156 cooler kit, 1U chassis compatible ,73W
CF-1156C-R20	LGA1155/LGA1156 cooler kit, 1U chassis compatible, 45W
CF-1156D-R30	LGA1155/LGA1156 cooler kit, 1U chassis compatible, 65W
CF-115XE-R10	High-performance LGA1155/1156 cooler kit, 95W