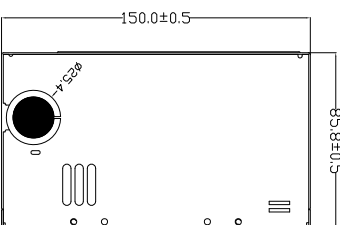
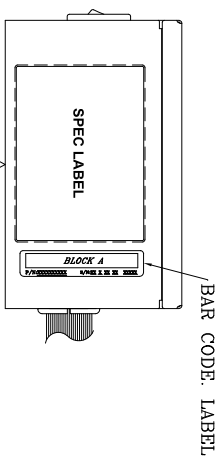
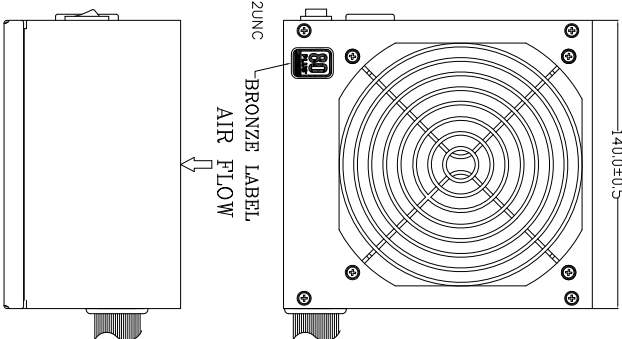
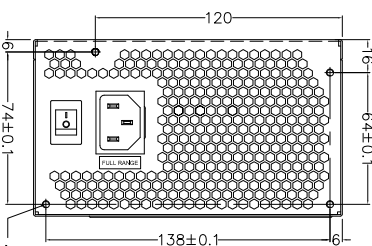
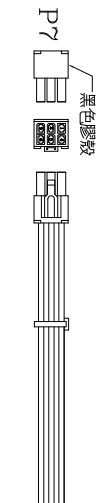
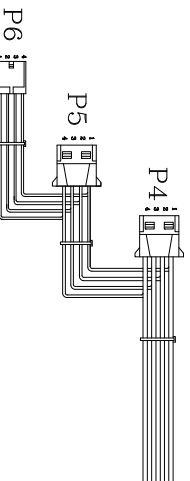
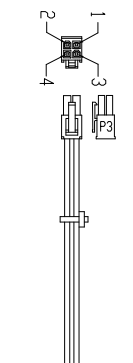
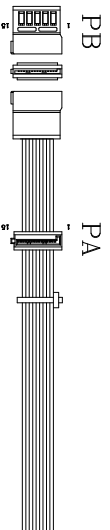
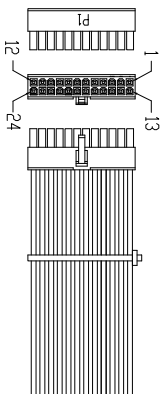


REF. ID.	PIN NO.	SIGNAL.	WIRE COLOR	GAUGE	CONNECTOR TYPE	CABLE LENGTH
P1	1	+3.3VDC	ORANGE	18	MOLEX 320 - \pm 80 mm 39-01-3240 or equiv.	320 - \pm 80 mm
	2	+3.3VDC	ORANGE	18		
	3	COM	BLACK	18		
	4	+5VDC	RED	18		
	5	COM	BLACK	18		
	6	+5VDC	RED	18		
	7	COM	BLACK	18		
	8	PW-OK	GRAY	24		
	9	+5Vsb	PURPLE	20		
	10	+12V1	YELLOW	16		
	11	+12V1	YELLOW	16		
	12	+3.3VDC	ORANGE	18		
	13	+3.3Vsb	BROWN	24		
	14	-12VDC	BLUE	22		
	15	COM	BLACK	18		
	16	PS-ON	GREEN	24		
	17	COM	BLACK	18		
	18	COM	BLACK	18		
	19	COM	BLACK	18		
	20					
	21	+5VDC	RED	18		
	22	+5VDC	RED	18		
	23	+5VDC	RED	18		
24	COM	BLACK	18			
PA	1	+3.3V	ORANGE	18	MOLEX sp-97928-0011 400 - \pm 80 mm or EQUIV.	400 - \pm 80 mm
	2	COM	RED	18		
	3	+5V	RED	18		
	4	COM	BLACK	18		
PB	1	+12V1	YELLOW	18	MOLEX 50-97982-001 150 \pm 10mm or EQUIV.	150 \pm 10mm
	2	COM	BLACK	18		
	3	+5V	RED	18		
	4	COM	BLACK	18		
P3	1	COM	BLACK	16	MOLEX 39-01-2040 320 - \pm 80 mm or EQUIV.	320 - \pm 80 mm
	2	COM	BLACK	16		
	3	+12V2	YEL/BLK	16		
	4	+12V1	YELLOW	20		
P4	1	COM	BLACK	20	AMP 1-460424-0 320 - \pm 80 mm or EQUIV.	320 - \pm 80 mm
	2	COM	BLACK	20		
	3	COM	BLACK	20		
	4	+5V1	RED	22		
P5	1	COM	BLACK	22	AMP 1-460424-0 150 \pm 10mm or EQUIV.	150 \pm 10mm
	2	COM	BLACK	22		
	3	COM	BLACK	22		
	4	+5V	RED	24		
P6	1	COM	BLACK	24	AMP 171822-4 150 \pm 10mm or EQUIV.	150 \pm 10mm
	2	COM	BLACK	24		
	3	COM	BLACK	24		
	4	+12V1	YELLOW	24		
P7	1	+12V1	YELLOW	20	WST P6-142002AK5 400 - \pm 80 mm or EQUIV.	400 - \pm 80 mm
	2	+12V1	YELLOW	20		
	3	+12V1	YELLOW	20		
	4	COM	BLACK	20		
	5	COM	BLACK	20		
	6	COM	BLACK	20		



序號	修改版本	修改事項	修改者	備註
1	△	取消小標，輸入大標中	高瑜珮	

- NOTE:
1. ALL THE LENGTH OF OUTPUT WIRES EXCLUDE HOUSING.
 2. 產地標籤依業務指示加貼。

UNIT:mm

P/N:9PA5003300

MODEL NO. : FSP500-60GHN(85)	TITLE: ASSY	SHEET: 1 OF 1	REV:04
R&D(8)	PE	DRAWN	DATE
		高瑜珮	DEC.14.2012
Mechanical Drawing(外觀/機構圖)表單編號7000P-0111			