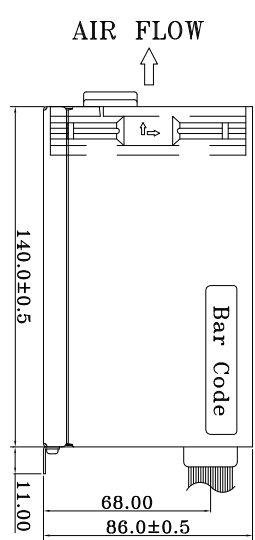
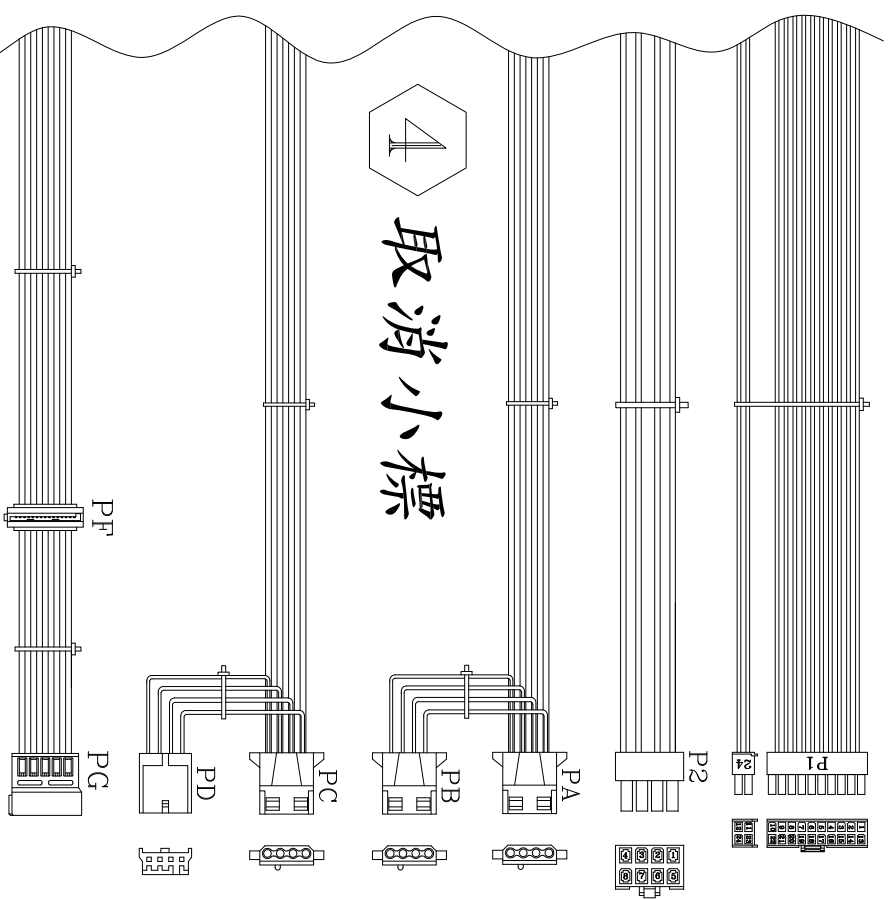
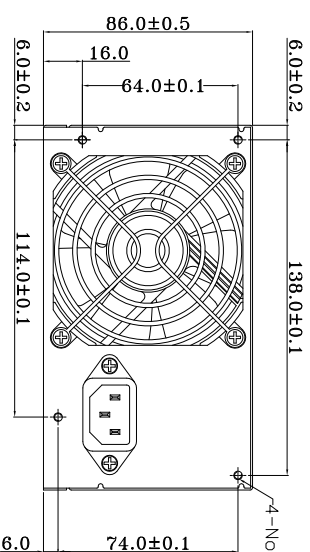
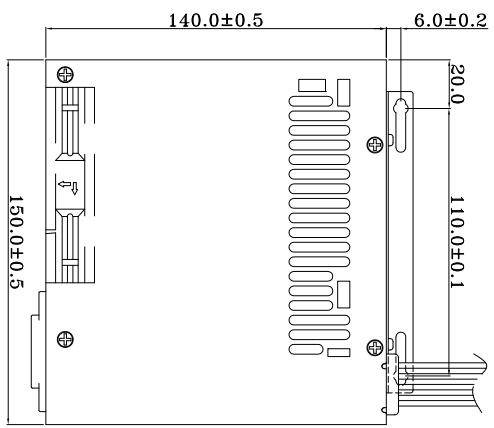
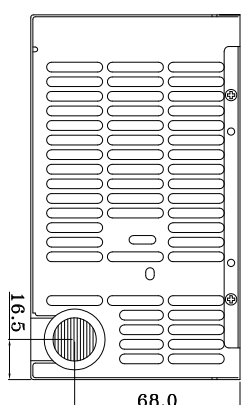



REF. ID.	PIN No.	SIGNAL	WIRE COLOR	GAUGE	CONNECTOR TYPE	CABLE LENGTH
P1 24	1	+3.3VDC	ORANGE	20	JMP	350±15mm
	2	+3.3VDC	ORANGE	20	C4202H02	
	3	COM	BLACK	20	-A20P+	
	4	+5VDC	RED	20	C4202H02	
	5	COM	BLACK	20	-A4P+	
	6	+5VDC	RED	20	OR EQUIV	
	7	COM	BLACK	20		
	8	PW-ON	GRAY	22		
	9	+5V4B	PURPLE	20		
	10	+12V2	YELLOW	20		
	11	+12V2	YELLOW	20		
	12	+3.3VDC	ORANGE	20		
	13	+3.3VDC	ORANGE	20		
	14	-12VDC	BROWN	22		
	15	COM	BLACK	22		
	16	PS-ON	GREEN	22		
	17	COM	BLACK	20		
	18	COM	BLACK	20		
	19	COM	BLACK	20		
	20	-5VDC	WHITE	22		
	21	+5VDC	RED	20		
	22	+5VDC	RED	20		
	23	+5VDC	RED	20		
	24	COM	BLACK	20		
P2	1	COM	BLACK	20	MOLEX 39-01- 2000 or EQUIV.	350±15mm
	2	COM	BLACK	20		
	3	COM	BLACK	20		
PA	1	+12V2	YELLOW	20	AMP 1-480424-0 or EQUIV.	350±15mm
	2	COM	BLACK	20		
PC	1	+5V	RED	20	AMP 1-480424-0 or EQUIV.	200±10mm
	2	COM	BLACK	20		
PB	1	+12V2	YELLOW	20	AMP 1-480424-0 or EQUIV.	200±10mm
	2	COM	BLACK	20		
PD	1	+5V	RED	22	AMP 171822-4 or EQUIV.	200±10mm
	2	COM	BLACK	22		
PF	1	+12V2	YELLOW	20	C14271H80 -15P or EQUIV.	350±15mm
	2	COM	BLACK	20		
PG	1	+3.3VDC	ORANGE	20	C14270H00 -15P or EQUIV.	200±10mm
	2	COM	BLACK	20		
	3	+5V	RED	20		
	4	COM	BLACK	20		
	5	+12V2	YELLOW	20		



P/N.:9PA350AV00

- NOTE:
1. ALL THE LENGTH OF OUTPUT WIRES EXCLUDE HOUSING.
 2. 產地標籤依業務指示加貼.

UNIT:mm

MODEL NO. : FSP350-70DFL	TITLE: ASSY	SHEET: 1 OF 1	REV:04
R&D(2)	PE	DRAWN	DATE
INTERIOR COUNTERSIGN:		樂家龍	JUN.19.2013